



COVER SHEET

Proposal Submitted By:

Contractor's Name

Contractor's Address

City

State

Zip Code

STATE OF ILLINOIS

Local Public Agency

County

Section Number

Route(s) (Street/Road Name)

Type of Funds

Proposal Only Proposal and Plans Proposal only, plans are separate

Submitted/Approved


For Local Public Agency:

For a County and Road District Project

Submitted/Approved

Highway Commissioner Signature

Date




9-3-24

Submitted/Approved

County Engineer/Superintendent of Highways

Date



9/3/2024

For a Municipal Project

Submitted/Approved/Passed

Signature

Date

Official Title

Department of Transportation

Released for bid based on limited review

Regional Engineer Signature

Date



9-10-24

Note: All proposal documents, including Proposal Guaranty Checks or Proposal Bid Bonds, should be stapled together to prevent loss when bids are processed.

Local Public Agency	County	Section Number	Route(s) (Street/Road Name)
Menard County Highway Departm	Menard	19-05117-00-RR	TR 21 (Whites Crossing Ave)

NOTICE TO BIDDERS

Sealed proposals for the project described below will be received at the office of County Engineer

15620 Chautauqua Road Petersburg, Illinois 62675	until	11:00 AM	on	10/10/2024
Address		Time		Date

Sealed proposals will be opened and read publicly at the office of County Engineer

15620 Chautauqua Road Petersburg, Illinois 62675	at	11:00 AM	on	10/10/2024
Address		Time		Date

DESCRIPTION OF WORK

Location	Project Length
TR 21 (Whites Crossing Ave)	592.04 ft (0.112 mi)

Proposed Improvement

This work consists of constructing a relocated at-grade railroad crossing perpendicular to Illinois Midland Railroad and IL 97 that includes roadway geometrics and drainage improvements along with incidental work.

1. Plans and proposal forms will be available in the office of

Menard County Engineer
15620 Chautauqua Road
Petersburg, Illinois 62675

2. Prequalification

If checked, the 2 apparent as read low bidders must file within 24 hours after the letting an "Affidavit of Availability" (Form BC 57) in triplicate, showing all uncompleted contracts awarded to them and all low bids pending award for Federal, State, County, Municipal and private work. One original shall be filed with the Awarding Authority and two originals with the IDOT District Office.

3. The Awarding Authority reserves the right to waive technicalities and to reject any or all proposals as provided in BLRS Special Provision for Bidding Requirements and Conditions for Contract Proposals.

4. The following BLR Forms shall be returned by the bidder to the Awarding Authority:

- a. Local Public Agency Formal Contract Proposal (BLR 12200)
- b. Schedule of Prices (BLR 12201)
- c. Proposal Bid Bond (BLR 12230) (if applicable)
- d. Apprenticeship or Training Program Certification (BLR 12325) (do not use for project with Federal funds.)
- e. Affidavit of Illinois Business Office (BLR 12326) (do not use for project with Federal funds)

5. The quantities appearing in the bid schedule are approximate and are prepared for the comparison of bids. Payment to the Contractor will be made only for the actual quantities of work performed and accepted or materials furnished according to the contract. The scheduled quantities of work to be done and materials to be furnished may be increased, decreased or omitted as hereinafter provided.

6. Submission of a bid shall be conclusive assurance and warranty the bidder has examined the plans and understands all requirements for the performance of work. The bidder will be responsible for all errors in the proposal resulting from failure or neglect to conduct an in depth examination. The Awarding Authority will, in no case, be responsible for any costs, expenses, losses or changes in anticipated profits resulting from such failure or neglect of the bidder.

7. The bidder shall take no advantage of any error or omission in the proposal and advertised contract.

8. If a special envelope is supplied by the Awarding Authority, each proposal should be submitted in that envelope furnished by the Awarding Agency and the blank spaces on the envelope shall be filled in correctly to clearly indicate its contents. When an envelope other than the special one furnished by the Awarding Authority is used, it shall be marked to clearly indicate its contents. When sent by mail, the sealed proposal shall be addressed to the Awarding Authority at the address and in care of the official in whose office the bids are to be received. All proposals shall be filed prior to the time and at the place specified in the Notice to Bidders. Proposals received after the time specified will be returned to the bidder unopened.

9. Permission will be given to a bidder to withdraw a proposal if the bidder makes the request in writing or in person before the time for opening proposals.

Local Public Agency	County	Section Number	Route(s) (Street/Road Name)
Menard County Highway Department	Menard	19-05117-00-RR	TR 21 (Whites Crossing Ave)

PROPOSAL

1. Proposal of _____ Contractor's Name _____

Contractor's Address _____

2. The plans for the proposed work are those prepared by WHKS & Co., 3695 6th St Frontage Rd West, Suite A Spfld and approved by the Department of Transportation on _____.

3. The specifications referred to herein are those prepared by the Department of Transportation and designated as "Standard Specifications for Road and Bridge Construction" and the " Supplemental Specifications and Recurring Special Provisions" thereto, adopted and in effect on the date of invitation for bids.

4. The undersigned agrees to accept, as part of the contract, the applicable Special Provisions indicated on the "Check Sheet for Recurring Special Provisions" contained in this proposal.

5. The undersigned agrees to complete the work within 20 working days or by _____ unless additional time is granted in accordance with the specifications.

6. The successful bidder at the time of execution of the contract will _____ be required to deposit a contract bond for the full amount of the award. When a contract bond is not required, the proposal guaranty check will be held in lieu thereof. If this proposal is accepted and the undersigned fails to execute a contract and contract bond as required, it is hereby agreed that the Bid Bond of check shall be forfeited to the Awarding Authority.

7. Each pay item should have a unit price and a total price. If no total price is shown or if there is a discrepancy between the products of the unit price multiplied by the quantity, the unit price shall govern. If a unit price is omitted, the total price will be divided by the quantity in order to establish a unit price. A bid may be declared unacceptable if neither a unit price nor a total price is shown.

8. The undersigned submits herewith the schedule of prices on BLR 12201 covering the work to be performed under this contract.

9. The undersigned further agrees that if awarded the contract for the sections contained in the combinations on BLR 12201, the work shall be in accordance with the requirements of each individual proposal for the multiple bid specified in the Schedule for Multiple Bids below.

10. A proposal guaranty in the proper amount, as specified in BLRS Special Provision for Bidding Requirements and Conditions for Contract Proposals, will be required. Bid Bonds will _____ be allowed as a proposal guaranty. Accompanying this proposal is either a bid bond, if allowed, on Department form BLR 12230 or a proposal guaranty check, complying with the specifications, made payable to: Menard County Treasurer of _____.

The amount of the check is _____ (_____).

Attach Cashier's Check or Certified Check Here

In the event that one proposal guaranty check is intended to cover two or more bid proposals, the amount must be equal to the sum of the proposal guaranties which would be required for each individual bid proposal. If the proposal guaranty check is placed in another bid proposal, state below where it may be found.

The proposal guaranty check will be found in the bid proposal for: Section Number 19-05117-00-RR .

Local Public Agency	County	Section Number	Route(s) (Street/Road Name)
Menard County Highway Departm	Menard	19-05117-00-RR	TR 21 (Whites Crossing Ave)

CONTRACTOR CERTIFICATIONS

The certifications hereinafter made by the bidder are each a material representation of fact upon which reliance is placed should the Department enter into the contract with the bidder.

1. **Debt Delinquency.** The bidder or contractor or subcontractor, respectively, certifies that it is not delinquent in the payment of any tax administered by the Department of Revenue unless the individual or other entity is contesting, in accordance with the procedure established by the appropriate Revenue Act, its liability for the tax or the amount of the tax. Making a false statement voids the contract and allows the Department to recover all amounts paid to the individual or entity under the contract in a civil action.
2. **Bid-Rigging or Bid Rotating.** The bidder or contractor or subcontractor, respectively, certifies that it is not barred from contracting with the Department by reason of a violation of either 720 ILCS 5/33E-3 or 720 ILCS 5/33E-4.

A violation of section 33E-3 would be represented by a conviction of the crime of bid-rigging which, in addition to Class 3 felony sentencing, provides that any person convicted of this offense, or any similar offense of any state or the United States which contains the same elements as this offense shall be barred for 5 years from the date of conviction from contracting with any unit of State or local government. No corporation shall be barred from contracting with any unit of State or local government as a result of a conviction under this Section of any employee or agent of such corporation if the employee so convicted is no longer employed by the corporation: (1) it has been finally adjudicated not guilty or (2) if it demonstrates to the governmental entity with which it seeks to contract that entity finds that the commission of the offense was neither authorized, requested, commanded, nor performed by a director, officer or a high managerial agent on behalf of the corporation.

A violation of Section 33E-4 would be represented by a conviction of the crime of bid-rotating which, in addition to Class 2 felony sentencing, provides that any person convicted of this offense or any similar offense of any state or the United States which contains the same elements as this offense shall be permanently barred from contracting with any unit of State of Local government. No corporation shall be barred from contracting with any unit of State or Local government as a result of a conviction under this Section of any employee or agent of such corporation if the employee so convicted is no longer employed by the corporation and: (1) it has been finally adjudicated not guilty or (2) if it demonstrates to the governmental entity with which it seeks to contract and that entity finds that the commission of the offense was neither authorized, requested, commanded, nor performed by a director, officer or a high managerial agent on behalf of the corporation.

3. **Bribery.** The bidder or contractor or subcontractor, respectively, certifies that, it has not been convicted of bribery or attempting to bribe an officer or employee of the State of Illinois or any unit of local government, nor has the firm made an admission of guilt of such conduct which is a matter or record, nor has an official, agent, or employee of the firm committed bribery or attempted bribery on behalf of the firm and pursuant to the direction or authorization of a responsible official of the firm.
4. **Interim Suspension or Suspension.** The bidder or contractor or subcontractor, respectively, certifies that it is not currently under a suspension as defined in Subpart I of Title 44 Subtitle A Chapter III Part 6 of the Illinois Administrative code. Furthermore, if suspended prior to completion of this work, the contract or contracts executed for the completion of this work may be canceled.

Local Public Agency	County	Section Number	Route(s) (Street/Road Name)
Menard County Highway Departm	Menard	19-05117-00-RR	TR 21 (Whites Crossing Ave)

SIGNATURES

(If an individual)

Signature of Bidder	Date	
<input type="text"/>	<input type="text"/>	
Business Address		
<input type="text"/>		
City	State	Zip Code
<input type="text"/>	<input type="text"/>	<input type="text"/>

(If a partnership)

Firm Name		
<input type="text"/>		
Signature	Date	
<input type="text"/>	<input type="text"/>	
Title		
<input type="text"/>		
Business Address		
<input type="text"/>		
City	State	Zip Code
<input type="text"/>	<input type="text"/>	<input type="text"/>

Insert the Names and Addresses of all Partners

<input type="text"/>

(If a corporation)

Corporate Name		
<input type="text"/>		
Signature	Date	
<input type="text"/>	<input type="text"/>	
Title		
<input type="text"/>		
Business Address		
<input type="text"/>		
City	State	Zip Code
<input type="text"/>	<input type="text"/>	<input type="text"/>

Insert Names of Officers

President
<input type="text"/>

Attest:

Secretary

Secretary

Treasurer



Contractor's Name

Contractor's Address

City

State

Zip Code

Local Public Agency

County

Section Number

Route(s) (Street/Road Name)

Schedule for Multiple Bids

Combination Letter	Section Included in Combinations	Total

Schedule for Single Bid

(For complete information covering these items, see plans and specifications.)

Item Number	Items	Unit	Quantity	Unit Price	Total
20200100	EARTH EXCAVATION	CU YD	460		
28000250	TEMP EROS CONTR SEED	POUND	260		
28000305	TEMP DITCH CHECKS	FOOT	209		
28000400	PERIMETER EROS BAR	FOOT	685		
28000500	INLET & PIPE PROTECT	EACH	2		
28100107	STONE RIPRAP CL A4	SQ YD	51		
28200200	FILTER FABRIC	SQ YD	51		
35101400	AGG BASE CSE B	TON	577		
48101200	AGGREGATE SHLDS B	TON	25		
50105220	PIPE CULVERT REMOV	FOOT	128		
54261724	STEEL FL END SEC 24"	EACH	4		
542D0229	P CUL CL D 1 24	FOOT	134		
63500105	DELINEATORS	EACH	4		
72900100	METAL POST TY A	FOOT	28		
X2501000	SEEDING CL 2 SPL	ACRE	1		
X7011800	TRAF CONT-PROT BLR 21	L SUM	1		
X7240600	REM RE-ERECT EX SIGN	EACH	5		
Z0013798	CONSTRUCTION LAYOUT	L SUM	1		
Z0048665	RR PROT LIABILITY INS	L SUM	1		
LR403600	SEAL COAT AGG	TON	16		

Local Public Agency	County	Section Number	Route(s) (Street/Road Name)
Menard County Highway Department	Menard	19-05117-00-RR	TR 21 (Whites Crossing)

Item Number	Items	Unit	Quantity	Unit Price	Total
XX009171	BIT MATLS PR CT	GALLON	309		
	STBL SHLDR (SPL)	SQ YD	52		
Bidder's Total Proposal					

1. Each pay item should have a unit price and a total price.
2. If no total price is shown or if there is a discrepancy between the product of the unit price multiplied by the quantity, the unit price shall govern.
3. If a unit price is omitted, the total price will be divided by the quantity in order to establish a unit price.
4. A bid may be declared unacceptable if neither a unit price or total price is shown.



Local Public Agency	County	Street Name/Road Name	Section Number
Menard County Highway Department	Menard	TR 21 (Whites Crossing)	19-05117-00-RR

All contractors are required to complete the following certification

- For this contract proposal or for all bidding groups in this deliver and install proposal.
- For the following deliver and install bidding groups in this material proposal.

Illinois Department of Transportation policy, adopted in accordance with the provisions of the Illinois Highway Code, requires this contract to be awarded to the lowest responsive and responsible bidder. The award decision is subject to approval by the Department. In addition to all other responsibility factors, this contract or deliver and install proposal requires all bidders and all bidder's subcontractors to disclose participation in apprenticeship or training programs that are (1) approved by and registered with the United States Department of Labor's Bureau of Apprenticeship and Training, and (2) applicable to the work of the above indicated proposals or groups. Therefore, all bidders are required to complete the following certification:

1. Except as provided in paragraph 4 below, the undersigned bidder certifies that it is a participant, either as an individual or as part of a group program, in an approved apprenticeship or training program applicable to each type of work or craft that the bidder will perform with its own employees.
2. The undersigned bidder further certifies, for work to be performed by subcontract, that each of its subcontractors either (A) is, at the time of such bid, participating in an approved, applicable apprenticeship or training program; or (B) will, prior to commencement of performance of work pursuant to this contract, establish participation in an approved apprenticeship or training program applicable to the work of the subcontract.
3. The undersigned bidder, by inclusion in the list in the space below, certifies the official name of each program sponsor holding the Certificate of Registration for all of the types of work or crafts in which the bidder is a participant and that will be performed with the bidder's employees. Types of work or craft that will be subcontracted shall be included and listed as subcontract work. The list shall also indicate any type of work or craft job category for which there is no applicable apprenticeship or training program available.

4. Except for any work identified above, if any bidder or subcontractor shall perform all or part of the work of the contract or deliver and install proposal solely by individual owners, partners or members and not by employees to whom the payment of prevailing rates of wages would be required, check the following box, and identify the owner/operator workforces and positions of ownership.

The requirements of this certification and disclosure are a material part of the contract, and the contractor shall require this certification provision to be included in all approved subcontracts. The bidder is responsible for making a complete report and shall make certain that each type of work or craft job category that will be utilized on the project is accounted for and listed. The Department at any time before or afterward may require the production of a copy of each applicable Certificate of Registration issued by the United States Department of Labor evidencing such participation by the contractor and any or all of its subcontractors. In order to fulfill the participation requirement, it shall not be necessary that any applicable program sponsor be currently taking or that it will take applications for apprenticeship, training or employment during the performance of the work of this contract or deliver and install proposal.

Bidder	Signature	Date	
<div style="border: 1px solid black; height: 20px;"></div>	<div style="border: 1px solid black; height: 40px;"></div>	<div style="border: 1px solid black; height: 40px;"></div>	
Title			
<div style="border: 1px solid black; height: 20px;"></div>			
Address	City	State	Zip Code
<div style="border: 1px solid black; height: 20px;"></div>	<div style="border: 1px solid black; height: 20px;"></div>	<div style="border: 1px solid black; height: 20px;"></div>	<div style="border: 1px solid black; height: 20px;"></div>



Affidavit of Illinois Business Office



Local Public Agency	County	Street Name/Road Name	Section Number
Menard County Highway Department	Menard	TR 21 (Whites Crossing)	19-05117-00-RR

I, _____ of _____, _____,
Name of Affiant City of Affiant State of Affiant

being first duly sworn upon oath, state as follows:

1. That I am the _____ of _____.
Officer or Position Bidder
2. That I have personal knowledge of the facts herein stated.
3. That, if selected under the proposal described above, _____, will maintain a business office in the
Bidder
 State of Illinois, which will be located in _____ County, Illinois.
County
4. That this business office will serve as the primary place of employment for any persons employed in the construction contemplated by this proposal.
5. That this Affidavit is given as a requirement of state law as provided in Section 30-22(8) of the Illinois Procurement Code.

Signature	Date
Print Name of Affiant	

Notary Public

State of IL
 County _____

Signed (or subscribed or attested) before me on _____ by
(date)

_____, authorized agent(s) of
(name/s of person/s)

Bidder

Signature of Notary Public

(SEAL)

My commission expires _____



Bureau of Construction
2300 South Dirksen Parkway/Room 322
Springfield, IL 62764

Instructions: Complete this form by either typing or using black ink. "Authorization to Bid" will not be issued unless both sides of this form are completed in detail. Use additional forms as needed to list all work.

Part I. Work Under Contract

List below all work you have under contract as either a prime contractor or a subcontractor. It is required to include all pending low bids not yet awarded or rejected. In a joint venture, list only that portion of the work which is the responsibility of your company. The uncompleted dollar value is to be based upon the most recent engineer's or owners estimate, and must include work subcontracted to others. If no work is contracted, show NONE.

	1	2	3	4	Awards Pending	Accumulated Totals
Contract Number						
Contract With						
Estimated Completion Date						
Total Contract Price						
Uncompleted Dollar Value if Firm is the Prime Contractor						
Uncompleted Dollar Value if Firm is the Subcontractor						
Total Value of All Work						

Part II. Awards Pending and Uncompleted Work to be done with your own forces.

List below the uncompleted dollar value of work for each contract and awards pending to be completed with your own forces. All work subcontracted to others will be listed on the reverse of this form. In a joint venture, list only that portion of the work to be done by your company. If no work is contracted, show NONE.

Earthwork						
Portland Cement Concrete Paving						
HMA Plant Mix						
HMA Paving						
Clean & Seal Cracks/Joints						
Aggregate Bases, Surfaces						
Highway, R.R., Waterway Struc.						
Drainage						
Electrical						
Cover and Seal Coats						
Concrete Construction						
Landscaping						
Fencing						
Guardrail						
Painting						
Signing						
Cold Milling, Planning, Rotomilling						
Demolition						
Pavement Markings (Paint)						
Other Construction (List)						
Totals						

Disclosure of this information is REQUIRED to accomplish the statutory purpose as outlined in the "Illinois Procurement Code." Failure to comply will result in non-issuance of an "Authorization To Bid." This form has been approved by the State Forms Management Center.

Part III. Work Subcontracted to Others.

For each contract described in Part I, list all the work you have subcontracted to others.

	1	2	3	4	Awards Pending
Subcontractor					
Type of Work					
Subcontract Price					
Amount Uncompleted					
Subcontractor					
Type of Work					
Subcontract Price					
Amount Uncompleted					
Subcontractor					
Type of Work					
Subcontract Price					
Amount Uncompleted					
Subcontractor					
Type of Work					
Subcontract Price					
Amount Uncompleted					
Subcontractor					
Type of Work					
Subcontract Price					
Amount Uncompleted					
Total Uncompleted					

Notary

I, being duly sworn, do hereby declare this affidavit is a true and correct statement relating to ALL uncompleted contracts of the undersigned for Federal, State, County, City and private work, including ALL subcontract work, ALL pending low bids not yet awarded or rejected and ALL estimated completion dates.

Officer or Director

Title

Signature

Date

Company

Address

City

State

Zip Code

Subscribed and sworn to before me

this _____ day of _____, _____

(Signature of Notary Public)

My commission expires _____

(Notary Seal)

Add pages for additional contracts



Affidavit of Availability

For the Letting of

Bureau of Construction
2300 South Dirksen Parkway/Room 322
Springfield, IL 62764

Instructions: Complete this form by either typing or using black ink. "Authorization to Bid" will not be issued unless both sides of this form are completed in detail. Use additional forms as needed to list all work.

Part I. Work Under Contract

List below all work you have under contract as either a prime contractor or a subcontractor. It is required to include all pending low bids not yet awarded or rejected. In a joint venture, list only that portion of the work which is the responsibility of your company. The uncompleted dollar value is to be based upon the most recent engineer's or owners estimate, and must include work subcontracted to others. If no work is contracted, show NONE.

	1	2	3	4	Awards Pending	Accumulated Totals
Contract Number						
Contract With						
Estimated Completion Date						
Total Contract Price						
Uncompleted Dollar Value if Firm is the Prime Contractor						
Uncompleted Dollar Value if Firm is the Subcontractor						
Total Value of All Work						

Part II. Awards Pending and Uncompleted Work to be done with your own forces.

List below the uncompleted dollar value of work for each contract and awards pending to be completed with your own forces. All work subcontracted to others will be listed on the reverse of this form. In a joint venture, list only that portion of the work to be done by your company. If no work is contracted, show NONE.

Earthwork						
Portland Cement Concrete Paving						
HMA Plant Mix						
HMA Paving						
Clean & Seal Cracks/Joints						
Aggregate Bases, Surfaces						
Highway, R.R., Waterway Struc.						
Drainage						
Electrical						
Cover and Seal Coats						
Concrete Construction						
Landscaping						
Fencing						
Guardrail						
Painting						
Signing						
Cold Milling, Planning, Rotomilling						
Demolition						
Pavement Markings (Paint)						
Other Construction (List)						
Totals						

Disclosure of this information is REQUIRED to accomplish the statutory purpose as outlined in the "Illinois Procurement Code." Failure to comply will result in non-issuance of an "Authorization To Bid." This form has been approved by the State Forms Management Center.

Part III. Work Subcontracted to Others.

For each contract described in Part I, list all the work you have subcontracted to others.

	2	3	4	Awards Pending	1
Subcontractor					
Type of Work					
Subcontract Price					
Amount Uncompleted					
Subcontractor					
Type of Work					
Subcontract Price					
Amount Uncompleted					
Subcontractor					
Type of Work					
Subcontract Price					
Amount Uncompleted					
Subcontractor					
Type of Work					
Subcontract Price					
Amount Uncompleted					
Subcontractor					
Type of Work					
Subcontract Price					
Amount Uncompleted					
Total Uncompleted					

Notary

I, being duly sworn, do hereby declare this affidavit is a true and correct statement relating to ALL uncompleted contracts of the undersigned for Federal, State, County, City and private work, including ALL subcontract work, ALL pending low bids not yet awarded or rejected and ALL estimated completion dates.

Officer or Director

Title

Signature

Date

Company

Address

City

State

Zip Code

Subscribed and sworn to before me
this _____ day of _____, _____

(Signature of Notary Public)

My commission expires _____

(Notary Seal)

Add pages for additional contracts



Affidavit of Availability

For the Letting of

Bureau of Construction
2300 South Dirksen Parkway/Room 322
Springfield, IL 62764

Instructions: Complete this form by either typing or using black ink. "Authorization to Bid" will not be issued unless both sides of this form are completed in detail. Use additional forms as needed to list all work.

Part I. Work Under Contract

List below all work you have under contract as either a prime contractor or a subcontractor. It is required to include all pending low bids not yet awarded or rejected. In a joint venture, list only that portion of the work which is the responsibility of your company. The uncompleted dollar value is to be based upon the most recent engineer's or owners estimate, and must include work subcontracted to others. If no work is contracted, show NONE.

	1	2	3	4	Awards Pending	Accumulated Totals
Contract Number						
Contract With						
Estimated Completion Date						
Total Contract Price						
Uncompleted Dollar Value if Firm is the Prime Contractor						
Uncompleted Dollar Value if Firm is the Subcontractor						
Total Value of All Work						

Part II. Awards Pending and Uncompleted Work to be done with your own forces.

List below the uncompleted dollar value of work for each contract and awards pending to be completed with your own forces. All work subcontracted to others will be listed on the reverse of this form. In a joint venture, list only that portion of the work to be done by your company. If no work is contracted, show NONE.

Earthwork						
Portland Cement Concrete Paving						
HMA Plant Mix						
HMA Paving						
Clean & Seal Cracks/Joints						
Aggregate Bases, Surfaces						
Highway, R.R., Waterway Struc.						
Drainage						
Electrical						
Cover and Seal Coats						
Concrete Construction						
Landscaping						
Fencing						
Guardrail						
Painting						
Signing						
Cold Milling, Planning, Rotomilling						
Demolition						
Pavement Markings (Paint)						
Other Construction (List)						
Totals						

Disclosure of this information is REQUIRED to accomplish the statutory purpose as outlined in the "Illinois Procurement Code." Failure to comply will result in non-issuance of an "Authorization To Bid." This form has been approved by the State Forms Management Center.

Part III. Work Subcontracted to Others.

For each contract described in Part I, list all the work you have subcontracted to others.

	1	2	3	4	Awards Pending
Subcontractor					
Type of Work					
Subcontract Price					
Amount Uncompleted					
Subcontractor					
Type of Work					
Subcontract Price					
Amount Uncompleted					
Subcontractor					
Type of Work					
Subcontract Price					
Amount Uncompleted					
Subcontractor					
Type of Work					
Subcontract Price					
Amount Uncompleted					
Subcontractor					
Type of Work					
Subcontract Price					
Amount Uncompleted					
Total Uncompleted					

Notary

I, being duly sworn, do hereby declare this affidavit is a true and correct statement relating to ALL uncompleted contracts of the undersigned for Federal, State, County, City and private work, including ALL subcontract work, ALL pending low bids not yet awarded or rejected and ALL estimated completion dates.

Officer or Director

Title

Signature

Date

Company

Address

City

State

Zip Code

Subscribed and sworn to before me
this ____ day of _____, _____

(Signature of Notary Public)

My commission expires _____

(Notary Seal)

Add pages for additional contracts



Affidavit of Availability

For the Letting of

Bureau of Construction
2300 South Dirksen Parkway/Room 322
Springfield, IL 62764

Instructions: Complete this form by either typing or using black ink. "Authorization to Bid" will not be issued unless both sides of this form are completed in detail. Use additional forms as needed to list all work.

Part I. Work Under Contract

List below all work you have under contract as either a prime contractor or a subcontractor. It is required to include all pending low bids not yet awarded or rejected. In a joint venture, list only that portion of the work which is the responsibility of your company. The uncompleted dollar value is to be based upon the most recent engineer's or owners estimate, and must include work subcontracted to others. If no work is contracted, show NONE.

	1	2	3	4	Awards Pending	Accumulated Totals
Contract Number						
Contract With						
Estimated Completion Date						
Total Contract Price						
Uncompleted Dollar Value if Firm is the Prime Contractor						
Uncompleted Dollar Value if Firm is the Subcontractor						
Total Value of All Work						

Part II. Awards Pending and Uncompleted Work to be done with your own forces.

List below the uncompleted dollar value of work for each contract and awards pending to be completed with your own forces. All work subcontracted to others will be listed on the reverse of this form. In a joint venture, list only that portion of the work to be done by your company. If no work is contracted, show NONE.

Earthwork						
Portland Cement Concrete Paving						
HMA Plant Mix						
HMA Paving						
Clean & Seal Cracks/Joints						
Aggregate Bases, Surfaces						
Highway, R.R., Waterway Struc.						
Drainage						
Electrical						
Cover and Seal Coats						
Concrete Construction						
Landscaping						
Fencing						
Guardrail						
Painting						
Signing						
Cold Milling, Planning, Rotomilling						
Demolition						
Pavement Markings (Paint)						
Other Construction (List)						
Totals						

Disclosure of this information is REQUIRED to accomplish the statutory purpose as outlined in the "Illinois Procurement Code." Failure to comply will result in non-issuance of an "Authorization To Bid." This form has been approved by the State Forms Management Center.

Part III. Work Subcontracted to Others.

For each contract described in Part I, list all the work you have subcontracted to others.

	1	2	3	4	Awards Pending
Subcontractor					
Type of Work					
Subcontract Price					
Amount Uncompleted					
Subcontractor					
Type of Work					
Subcontract Price					
Amount Uncompleted					
Subcontractor					
Type of Work					
Subcontract Price					
Amount Uncompleted					
Subcontractor					
Type of Work					
Subcontract Price					
Amount Uncompleted					
Subcontractor					
Type of Work					
Subcontract Price					
Amount Uncompleted					
Total Uncompleted					

Notary

I, being duly sworn, do hereby declare this affidavit is a true and correct statement relating to ALL uncompleted contracts of the undersigned for Federal, State, County, City and private work, including ALL subcontract work, ALL pending low bids not yet awarded or rejected and ALL estimated completion dates.

Officer or Director

Title

Signature

Date

Company

Address

City

State

Zip Code

Subscribed and sworn to before me
this ____ day of _____, _____

(Signature of Notary Public)

My commission expires _____

(Notary Seal)

Add pages for additional contracts



Affidavit of Availability

For the Letting of

Bureau of Construction
2300 South Dirksen Parkway/Room 322
Springfield, IL 62764

Instructions: Complete this form by either typing or using black ink. "Authorization to Bid" will not be issued unless both sides of this form are completed in detail. Use additional forms as needed to list all work.

Part I. Work Under Contract

List below all work you have under contract as either a prime contractor or a subcontractor. It is required to include all pending low bids not yet awarded or rejected. In a joint venture, list only that portion of the work which is the responsibility of your company. The uncompleted dollar value is to be based upon the most recent engineer's or owners estimate, and must include work subcontracted to others. If no work is contracted, show NONE.

	1	2	3	4	Awards Pending	Accumulated Totals
Contract Number						
Contract With						
Estimated Completion Date						
Total Contract Price						
Uncompleted Dollar Value if Firm is the Prime Contractor						
Uncompleted Dollar Value if Firm is the Subcontractor						
Total Value of All Work						

Part II. Awards Pending and Uncompleted Work to be done with your own forces.

List below the uncompleted dollar value of work for each contract and awards pending to be completed with your own forces. All work subcontracted to others will be listed on the reverse of this form. In a joint venture, list only that portion of the work to be done by your company. If no work is contracted, show NONE.

Earthwork						
Portland Cement Concrete Paving						
HMA Plant Mix						
HMA Paving						
Clean & Seal Cracks/Joints						
Aggregate Bases, Surfaces						
Highway, R.R., Waterway Struc.						
Drainage						
Electrical						
Cover and Seal Coats						
Concrete Construction						
Landscaping						
Fencing						
Guardrail						
Painting						
Signing						
Cold Milling, Planning, Rotomilling						
Demolition						
Pavement Markings (Paint)						
Other Construction (List)						
Totals						

Disclosure of this information is REQUIRED to accomplish the statutory purpose as outlined in the "Illinois Procurement Code." Failure to comply will result in non-issuance of an "Authorization To Bid." This form has been approved by the State Forms Management Center.

Part III. Work Subcontracted to Others.

For each contract described in Part I, list all the work you have subcontracted to others.

	1	2	3	4	Awards Pending
Subcontractor					
Type of Work					
Subcontract Price					
Amount Uncompleted					
Subcontractor					
Type of Work					
Subcontract Price					
Amount Uncompleted					
Subcontractor					
Type of Work					
Subcontract Price					
Amount Uncompleted					
Subcontractor					
Type of Work					
Subcontract Price					
Amount Uncompleted					
Subcontractor					
Type of Work					
Subcontract Price					
Amount Uncompleted					
Total Uncompleted					

Notary

I, being duly sworn, do hereby declare this affidavit is a true and correct statement relating to ALL uncompleted contracts of the undersigned for Federal, State, County, City and private work, including ALL subcontract work, ALL pending low bids not yet awarded or rejected and ALL estimated completion dates.

Officer or Director

Title

Signature

Date

Company

Address

City

State

Zip Code

Subscribed and sworn to before me
this ____ day of _____, _____

(Signature of Notary Public)

My commission expires _____

(Notary Seal)



Local Public Agency	County	Section Number
Menard County Highway Department	Menard	19-05117-00-RR

WE, _____ as PRINCIPAL, and

_____ as SURETY, are held jointly, severally and firmly bound unto the above Local Public Agency (hereafter referred to as "LPA") in the penal sum of 5% of the total bid price, or for the amount specified in the proposal documents in effect on the date of invitation for bids, whichever is the lesser sum. We bind ourselves, our heirs, executors, administrators, successors, and assigns, jointly pay to the LPA this sum under the conditions of this instrument.

WHEREAS THE CONDITION OF THE FOREGOING OBLIGATION IS SUCH that, the said PRINCIPAL is submitting a written proposal to the LPA acting through its awarding authority for the construction of the work designated as the above section.

THEREFORE if the proposal is accepted and a contract awarded to the PRINCIPAL by the LPA for the above designated section and the PRINCIPAL shall within fifteen (15) days after award enter into a formal contract, furnish surety guaranteeing the faithful performance of the work, and furnish evidence of the required insurance coverage, all as provided in the "Standard Specifications for Road and Bridge Construction" and applicable Supplemental Specifications, then this obligation shall become void; otherwise it shall remain in full force and effect.

IN THE EVENT the LPA determines the PRINCIPAL has failed to enter into a formal contract in compliance with any requirements set forth in the preceding paragraph, then the LPA acting through its awarding authority shall immediately be entitled to recover the full penal sum set out above, together with all court costs, all attorney fees, and any other expense of recovery.

IN TESTIMONY WHEREOF, the said PRINCIPAL and the said SURETY have caused this instrument to be signed by their respective officers this _____ of _____ Day Month and Year

Principal

Company Name

Signature Date
 By:

Title

Company Name

Signature Date
 By:

Title

(If Principal is a joint venture of two or more contractors, the company names, and authorized signatures of each contractor must be affixed.)

Surety

Name of Surety

Signature of Attorney-in-Fact Date
 By:

STATE OF IL
COUNTY OF

I _____, a Notary Public in and for said county do hereby certify that

(Insert names of individuals signing on behalf of PRINCIPAL & SURETY)

who are each personally known to me to be the same persons whose names are subscribed to the foregoing instrument on behalf of PRINCIPAL and SURETY, appeared before me this day in person and acknowledged respectively, that they signed and delivered said instruments as their free and voluntary act for the uses and purposes therein set forth.

Given under my hand and notarial seal this _____ day of _____ Month and Year

(SEAL)

Notary Public Signature

Date commission expires _____

Local Public Agency

County

Section Number

Menard County Highway Department

Menard

19-05117-00-RR

ELECTRONIC BID BOND

Electronic bid bond is allowed (box must be checked by LPA if electronic bid bond is allowed)

The Principal may submit an electronic bid bond, in lieu of completing the above section of the Proposal Bid Bond Form. By providing an electronic bid bond ID code and signing below, the Principal is ensuring the identified electronic bid bond has been executed and the Principal and Surety are firmly bound unto the LPA under the conditions of the bid bond as shown above. (If PRINCIPAL is a joint venture of two or more contractors, an electronic bid bond ID code, company/Bidder name title and date must be affixed for each contractor in the venture.)

Electronic Bid Bond ID Code

--	--	--	--	--	--	--	--	--	--	--	--	--	--	--	--	--	--	--	--	--

Company/Bidder Name

--

Signature

--

Date

--

Title

--

SPECIAL PROVISIONS TABLE OF CONTENTS

CONTRACT SPECIFICATIONS..... 1
DESCRIPTION OF WORK..... 1
PREQUALIFICATION OF BIDDERS 1
PREVAILING WAGE 1
PROJECT MAINTENANCE..... 2
CONTRACTOR AVAILABILITY..... 2
STANDARDS IN THE PLANS 2
CONTRACTOR RESPONSIBILITY 2
UTILITIES 2
STATUS OF UTILITIES..... 3
PROTECTION AND RESTORATION OF TRAFFIC SIGNS 3
REMOVAL OF UNCLASSIFIED MATERIALS 4
SEEDING, CLASS 2 (SPECIAL)..... 4
MEASUREMENTS OF GRANULAR MATERIALS 5
TRAFFIC CONTROL PLAN..... 5
PIPE CULVERT REMOVAL 6
PIPE CULVERTS, CLASS D..... 6
REMOVE AND RE-ERECT EXISTING SIGN..... 7
RIGHT-OF-WAY 7
STABILIZED SHOULDER (SPECIAL) 7

SPECIAL PROVISIONS

CONTRACT SPECIFICATIONS

The following Special Provisions supplement the "Standard Specifications for Road and Bridge Construction", adopted January 1, 2022; the latest edition of the "Illinois Manual of Uniform Traffic Control Devices for Streets and Highways" and the "Manual of Test Procedures for Materials" in effect on the date of invitation for bids, and the Supplemental Specifications adopted January 1, 2022 and the Recurring Special Provisions indicated on the Check Sheet included herein which apply to and govern the construction of TR 21 (Whites Crossing Ave) in Menard County, Section 19-05117-00-RR, and in case of conflict with any part, or parts, of said specifications, the Special Provisions shall take precedence and shall govern.

DESCRIPTION OF WORK

The work included in this contract consists of: (1) This work consists of constructing a relocated at-grade railroad crossing perpendicular to Illinois Midland Railroad and IL 97 that includes roadway geometrics and drainage improvements along with other collateral work necessary to complete the improvement in accordance with the plans and as specified herein. This project is located 1.5 miles northwest of Atterberry.

PREQUALIFICATION OF BIDDERS

Each prospective bidder shall be prequalified with the Illinois Department of Transportation.

PREVAILING WAGE

This contract calls for the construction of a "public work", within the meaning of the Illinois Prevailing Wage Act, 820 ILCS 130/.01 et seq. ("the Act"). The Act requires contractors and subcontractor to pay laborers, workers and mechanics performing services on public works projects no less than the current "prevailing rate of wages" (hourly cash wages plus amount for fringe benefits) in the county where the work is performed.

For information regarding current prevailing wage rates, please refer to the Illinois Department of Labor (IDOL) website at <https://www2.illinois.gov/idol/Pages/default.aspx>.

The Illinois Department of Labor revises the prevailing wage rates and the contractor/subcontractor has an obligation to check the Department's web site for revisions to prevailing wage rates.

PROJECT MAINTENANCE

Should the County determine that an unsafe condition exists within the scope of this project; the County will attempt to contact the Contractor to resolve the unsafe condition. However, if the County is unable to contact the Contractor's designated representative or if the Contractor fails to respond within a four (4) hour period, the County may perform the necessary operations and the cost for time and materials will be deducted from the contract.

CONTRACTOR AVAILABILITY

At all times when work is being performed (by Contractor or subcontractor), the prime Contractor shall have on the job site someone in his/her direct employ who is capable of meeting with the Engineer and making decisions. If authorized by the Engineer, this condition may be satisfied by having a telephone number of someone who satisfies the above requirements.

STANDARDS IN THE PLANS

The standards with revision number listed on the cover sheet of the Plans shall hold precedence over revision numbers listed in these Special Provisions.

CONTRACTOR RESPONSIBILITY

The contract plans indicate the location and elevations of the proposed work. Minor changes in the locations and elevations may be directed by the Engineer. Minor changes requested by the Engineer will be made without additional compensation to the Contractor.

Any inconveniences, delays or additional expenses incurred by the Contractor in complying with Special Provisions shall not be a basis for additional payment and shall be considered included in the contract.

UTILITIES

The Contractor shall take all precautions necessary to protect the property of the various public and private utilities which may be located underground or above ground, at or adjacent to the site of this improvement. The Contractor shall repair or replace at his/her own expense, or bear the cost to repair or replace, any utility property that has been damaged through his/her actions. The procedures and specifications of repair will be in accordance with the regulation of and/or policy of the affected utility.

The adjustment and/or relocation of the private utilities will be the responsibility of the utility companies involved. It is possible that such adjustments may be underway during the construction of this contract. In such an event, the Contractor shall cooperate with the various agencies involved in accordance with Article 105.07 of the Standard Specifications.

The Contractor's attention is directed to the fact that there exists within the State of Illinois Joint Utility Locating Information for Excavators (J.U.L.I.E.) System. All utility companies and municipalities, which have gas mains, and a number of others, are a part of this system.

The Contractor shall contact the Joint Utility Locating Information for Excavators System (J.U.L.I.E.) (800) 892-0123 a minimum of forty-eight hours in advance of any excavation work. The political name of the township where the work is located, as shown on the cover sheet, along with other location information such as the land section and quarter section will be required by J.U.L.I.E. at the time of the call.

It is understood and agreed the Contractor has considered in his bid all the permanent and temporary utility appurtenances in their present or relocated positions.

STATUS OF UTILITIES

Name and Contact of Utility	Type	Location	Estimated Date Relocation Complete	Plans Sent to Utilities & Response
AMEREN ILLINOIS - (NORTH) #6 EXECUTIVE DRIVE COLLINSVILLE, IL 62234 PHONE: (618)-301-5327 CONTACT: NATHAN HILL	Gas	TBD	TBD	To-Be Contacted
ATT/DISTRIBUTION 1000 COMMERCE DRIVE OAK BROOK, ILLINOIS 60523 CONTACT: G11629@ATT.COM	Telephone	TBD	TBD	To-Be Contacted
MENARD ELECTRIC COOP 14300 STATE HWY 97 PETERSBURG, IL 62675 PHONE: (217)-632-7746 CONTACT: BRADY SMITH	Electric	TBD	TBD	To-Be Contacted
J.U.L.I.E. 1-800-892-0123				

The above represents the best information of the County and is included solely for the convenience of the bidder. The applicable provisions of Articles 105.07 and 107.20 of the Standard Specifications for Road and Bridge Construction shall apply.

The Contractor should notify the Engineer, in writing, of any utility adjustment or removal, which has not been completed as required for the Contractor's operations. A request, for an extension of time only, will be considered to the extent the Contractor's operations were affected.

PROTECTION AND RESTORATION OF TRAFFIC SIGNS

The work of this item shall be performed in accordance with Article 107.25 of the Standard Specifications and the following provisions:

Replace the second sentence in the second paragraph with the following:

Signs that are not to be re-erected shall become the property of the Unity Township and shall be stored in a secure location on the jobsite for removal by Township / County forces.

REMOVAL OF UNCLASSIFIED MATERIALS

Unclassified materials shall be removed at the locations shown on the plans or designated by the Engineer. The removed materials shall be disposed of outside the Right-Of-Way in accordance with Article 202.03 of the Standard Specifications and as directed by the Engineer.

This work will not be paid for separately but shall be considered as included in the contract unit price per CUBIC YARD for EARTH EXCAVATION.

SEEDING, CLASS 2 (SPECIAL)

The work shall be performed in accordance with Section 250 and 251 of the Standard Specifications and the following provisions.

Replace the third paragraph of Article 250.04 with the following:

“Fertilizer nutrients shall be applied at a rate of 420 lb of actual fertilizer nutrients per acre. The fertilizer shall be applied at the rate of 1:4:2 as follows:

Nitrogen Fertilizer Nutrients	60 lb/Ac
Phosphorus Fertilizer Nutrients	240 lb/Ac
Potassium Fertilizer Nutrients	120 lb/Ac

Revise the first sentence of the first paragraph of Article 1081.08 to read as follows:

“The fertilizer furnished shall be a ready mixed material having a ratio of (1-4-2).”

Revise the sixth sentence of the first paragraph of Article 250.06 to read as follows:

“When seed or fertilizer is applied with a hydraulic seeder the rate of application shall not be less than 570 gallons of slurry per acre.”

Under Article 250.07 – Seeding Mixtures

For the purpose of this contract, no seeding will be permitted when the ground is frozen, wet or in any otherwise untillable condition.

Mulching seeded areas shall be performed in accordance with Article 251.03 (b) Method 2.

Revise Articles 250.10 and 251.06 so that the following applies:

This work shall be paid for at the contract unit price per acre for SEEDING, CLASS 2 (SPECIAL). The items of Mulch and Fertilizer Nutrients will not be paid for separately but shall be considered as included to the contract unit price per acre for SEEDING CLASS 2 (SPECIAL).

MEASUREMENTS OF GRANULAR MATERIALS

When any granular material is to be measured in tons in the plans or specifications, it will be mandatory for the Contractor to furnish truck scale tickets. All granular materials shall be weighed on certified scales.

Any costs incurred due to furnishing approved scales and weighing the various aggregates as described herein will not be paid for separately but shall be considered as included in the contract unit price per ton for the various items in which the granular material is incorporated.

TRAFFIC CONTROL PLAN

Traffic Control shall be in accordance with the applicable sections of the Standard Specifications for Road and Bridge Construction, the applicable guidelines contained in the Illinois Manual on Uniform Traffic Control Devices for Streets and Highways, these special provisions, and any special details and Highway Standards contained herein and in the plans. Layout and maintenance of the traffic control devices shall be the responsibility of the Contractor. The appropriate traffic control devices shall be utilized for the various construction activities being performed by the Contractor.

Special attention is called to Articles 107.09 and 107.14 and Section 701 of the Standard Specifications for Road and Bridge Construction, other special provisions relating to traffic control and the following Highway Standards:

Standard 701901
Standard BLR-21

TR 21 shall be closed to all traffic at the east and west project limits. Local residents shall be allowed access in accordance with the provisions of Articles 107.09 and 107.14 of the Standard Specifications.

All advance warning signs shall be in new or like new condition at the start of the project.

At least 48 hours in advance of the start of construction activities, the Contractor shall notify the applicable emergency services, school districts and post offices. These notifications shall be performed at no additional cost to the contract.

The contractor shall be responsible for the condition and placement of traffic control devices at all times during construction activities and throughout shutdown periods.

Type III barricades conforming to Standard 701901 shall be erected pursuant to Standard BLR 21 and shall extend from shoulder break to shoulder break at the construction limits of the closed area

as directed by the Engineer except that two (2) Type A Flashing Lights shall be located above each Type III barricade. Advance warning signs conforming to Standard 701901 shall be erected pursuant to Standard BLR 21 as directed by the Engineer except that One (1) Type A Flashing Light shall be located above each advance warning sign.

The Contractor shall be responsible for preventing public use of any temporary low water crossings.

This work will not be paid for separately but shall be considered in the contract unit price, LUMP SUM, for TRAFFIC CONTROL AND PROTECTION, STANDARD, BLR 21, which includes all labor, equipment and materials necessary to perform the work for the duration of the project.

PIPE CULVERT REMOVAL

This work shall consist of the removal of the existing pipe culverts at locations shown on the plans and as directed by the Engineer and shall be done in accordance with the applicable portions of Section 501 of the Standard Specifications.

The removal and disposal of existing concrete headwalls at locations shown on the plans and as directed by the engineer will not be measured and paid for separately but will be included in the cost of PIPE CULVERT REMOVAL for the pipe being removed.

Method of Measurement and Payment: This work shall be paid for at the contract unit price per FOOT for PIPE CULVERT REMOVAL, which price shall include all labor, equipment and materials necessary to complete the work. No additional compensation will be allowed due to the various sizes, types, or lengths. The sizes, types and lengths shown in the plans are for information only and shall be verified by the contractor prior to bidding.

PIPE CULVERTS, CLASS D

This work shall be performed in accordance with Section 542 except as follows:

The pipe material shall be Corrugated Steel Culvert Pipe.

Add the following sentence to the sixth paragraph of Article 542.04(d): "All connecting bands shall be a minimum of 24."

Trench Backfill will not be measured and paid for separately but shall be included in the cost of the PIPE CULVERT, CLASS D if required.

This work shall be paid for at the contract unit price per FOOT for PIPE CULVERT, CLASS D for the size specified, which price shall include all labor, equipment and materials necessary to complete the work

REMOVE AND RE-ERECT EXISTING SIGN

This work shall consist of removing and re-erecting sign panels, sign support brackets, signposts, and hardware.

The Contractor shall remove the sign panels, sign support brackets, and any hardware completely from its existing location before re-erecting the proposed sign. Any damaged sign panel, signpost, or mounting hardware shall be disposed of by the Contractor and replaced in kind at no additional cost. The Contractor shall re-erect the signs and all appurtenances at locations as directed by the Engineer.

This work will be paid for at the contract unit price per EACH for REMOVE AND RE-ERECT EXISTING SIGN.

RIGHT-OF-WAY

Any fences, enclosures, buildings or other structures on the existing right-of-way shall be removed by the Contractor, as directed by the Engineer, and disposed of by the Contractor at his expense unless noted otherwise in the plans or as directed by the Engineer. This work shall be considered as included in the contract and no additional compensation shall be allowed.

If the Engineer directs the Contractor to construct any temporary or permanent fences or enclosures, the work shall be performed by agreed unit price or extra work in accordance with Article 109.04 of the Standard Specifications.

STABILIZED SHOULDER (SPECIAL)

This item shall be in accordance with Section 482 or 483 of the Standard Specifications as modified herein:

This work will consist of the construction of a four (4) foot wide shoulder adjacent to the existing pavement along IL-97, as shown on the typical cross-section. The shoulder material shall be as specified by the Engineer.

This work will be measured for payment in square yards in place. The width for measurement will be as shown on the plans. This work shall be paid for at the contract unit price per SQ YD for STABILIZED SHOULDER (SHOULDER).

State of Illinois
Department of Transportation
Bureau of Local Roads and Streets

SPECIAL PROVISION
FOR
INSURANCE

Effective: February 1, 2007
Revised: August 1, 2007

All references to Sections or Articles in this specification shall be construed to mean specific Section or Article of the Standard Specifications for Road and Bridge Construction, adopted by the Department of Transportation.

The Contractor shall name the following entities as additional insured under the Contractor's general liability insurance policy in accordance with Article 107.27:

Menard County Highway Department

The entities listed above and their officers, employees, and agents shall be indemnified and held harmless in accordance with Article 107.26.

State of Illinois
Department of Transportation
Bureau of Local Roads and Streets
SPECIAL PROVISION
FOR
CONSTRUCTION AND MAINTENANCE SIGNS

Effective: January 1, 2004
Revised: June 1, 2007

All references to Sections or Articles in this specification shall be construed to mean a specific Section or Article of the Standard Specifications for Road and Bridge Construction, adopted by the Department of Transportation.

701.14. Signs. Add the following paragraph to Article 701.14:

All warning signs shall have minimum dimensions of 1200 mm x 1200 mm (48" x 48") and have a black legend on a fluorescent orange reflectorized background, meeting, as a minimum, Type AP reflectivity requirements of Table 1091-2 in Article 1091.02.

State of Illinois
Department of Transportation
Bureau of Local Roads and Streets

SPECIAL PROVISION
FOR
RAILROAD PROTECTIVE LIABILITY INSURANCE FOR LOCAL LETTINGS

Effective: March 1, 2005
Revised: January 1, 2006

All references to Sections or Articles in this specification shall be construed to mean a specific Section or Article of the Standard Specifications for Road and Bridge Construction, adopted by the Department of Transportation.

Railroad Protective Liability Insurance. The contractor will be required to carry Railroad Protective Liability and Property Damage Liability Insurance in accordance with Article 107.11 of the Standard Specifications. A separate policy is required for each railroad indicated on the attached form unless otherwise noted. The limits of liability for each policy are listed on the attached form. The minimum limits of liability shall be in accordance with Article 107.11 of the Standard Specifications.

Basis of Payment. The costs for providing insurance, as noted above, will be paid for at the contract unit price per Lump Sum for RAILROAD PROTECTIVE LIABILITY INSURANCE.

APPROVAL OF INSURANCE: The ORIGINAL and one CERTIFIED copy of each required policy shall be submitted for approval to the following address:

Mr. Corey Dowd, P.E., County Engineer
Menard County Highway Department
15620 Chautaugua Road
Petersburg, Illinois 62675-6330

The contractor will be advised when approval of the insurance has been received from the railroad(s). Before any work begins on railroad right-of-way, the Contractor shall submit to the Resident Engineer evidence that the required railroad protective liability insurance has been approved by the railroad(s). The Contractor shall also provide the Resident Engineer with expiration date of each required policy.

RAILROAD PROTECTIVE LIABILITY INSURANCE FORM

<u>NAMED INSURED & ADDRESS</u>	<u>NUMBER & SPEED OF PASSENGER TRAINS</u>	<u>NUMBER & SPEED OF FREIGHT TRAINS</u>
Illinois & Midland Railroad, Inc. c/oGenesee & Wyoming RR Serv 13901 Sutton Park Dr. S, Ste. 270 Jacksonville, Florida 32224	4 trains/day @ 40 MPH	4 trains/day
DOT/AAR Number: <u>169 905V</u>	RR Mile Post: <u>58.00</u>	
Liability Limits: Combined Single Limit \$ <u>5,000,000</u>	Aggregate Limit \$ <u>10,000,000</u>	
For Freight/Passenger Information Contact: <u>Dale Summers</u>	Phone: <u>503-930-7513</u>	
For Insurance Information Contact: <u>Crystal Galbreath</u>	Phone: <u>904-596-7782</u>	

DOT/AAR Number: _____ RR Mile Post: _____

Liability Limits: Combined Single Limit \$ _____ Aggregate Limit \$ _____

For Freight/Passenger Information Contact: _____ Phone: _____

For Insurance Information Contact: _____ Phone: _____

DOT/AAR Number: _____ RR Mile Post: _____

Liability Limits: Combined Single Limit \$ _____ Aggregate Limit \$ _____

For Freight/Passenger Information Contact: _____ Phone: _____

For Insurance Information Contact: _____ Phone: _____

DOT/AAR Number: _____ RR Mile Post: _____

Liability Limits: Combined Single Limit \$ _____ Aggregate Limit \$ _____

For Freight/Passenger Information Contact: _____ Phone: _____

For Insurance Information Contact: _____ Phone: _____

Menard County Prevailing Wage Rates posted on 8/15/2024

						Overtime										
Trade Title	Rg	Type	C	Base	Foreman	M-F	Sa	Su	Hol	H/W	Pension	Vac	Trng	Other Ins	Add OT 1.5x owed	Add OT 2.0x owed
ASBESTOS ABT-GEN	All	BLD		35.90	37.15	1.5	1.5	2.0	2.0	8.25	20.20	0.00	0.91	0.00	0.00	0.00
ASBESTOS ABT-MEC	All	BLD		37.10	38.10	1.5	1.5	2.0	2.0	10.45	7.00	0.00	0.50	0.00	0.00	0.00
BOILERMAKER	All	BLD		42.50	46.00	1.5	1.5	2.0	2.0	7.07	27.21	0.00	1.06		0.00	0.00
BRICK MASON	All	BLD		37.61	39.87	1.5	1.5	2.0	2.0	10.15	17.30	0.00	1.02		0.00	0.00
CARPENTER	All	BLD		36.08	38.83	1.5	1.5	2.0	2.0	9.70	23.00	0.00	0.80	0.00	16.35	32.70
CARPENTER	All	HWY		38.54	40.29	1.5	1.5	2.0	2.0	9.70	22.50	0.00	0.77	0.00	0.00	0.00
CEMENT MASON	All	BLD		32.80	34.30	1.5	1.5	2.0	2.0	10.00	16.70	0.00	0.74		0.00	0.00
CEMENT MASON	All	HWY		33.06	35.06	1.5	1.5	2.0	2.0	10.00	18.80	0.00	0.69		0.00	0.00
CERAMIC TILE FINISHER	All	BLD		35.23		1.5	1.5	2.0	2.0	10.15	12.70	0.00	0.59		0.00	0.00
ELECTRIC PWR EQMT OP	All	ALL		55.13	65.42	1.5	1.5	2.0	2.0	8.90	15.43	0.00	0.55	0.00	0.00	0.00
ELECTRIC PWR GRNDMAN	All	ALL		37.46	65.42	1.5	1.5	2.0	2.0	8.37	10.49	0.00	0.37	0.00	0.00	0.00
ELECTRIC PWR LINEMAN	All	ALL		61.36	65.42	1.5	1.5	2.0	2.0	9.09	17.18	0.00	0.61	0.00	0.00	0.00
ELECTRIC PWR TRK DRV	All	ALL		39.31	65.42	1.5	1.5	2.0	2.0	8.43	11.01	0.00	0.39	0.00	0.00	0.00
ELECTRICIAN	All	BLD		39.80	42.30	1.5	1.5	2.0	2.0	9.40	13.28	0.00	0.40		0.99	1.99
ELECTRONIC SYSTEM TECH	All	BLD		35.53	38.53	1.5	1.5	2.0	2.0	8.60	11.72	0.00	0.40		0.53	1.07
ELEVATOR CONSTRUCTOR	All	BLD		55.57	62.52	2.0	2.0	2.0	2.0	16.17	20.96	4.45	0.75		0.00	0.00
GLAZIER	All	BLD		39.77	41.77	1.5	1.5	2.0	2.0	8.10	13.85	0.00	0.68		0.00	0.00
HEAT/FROST INSULATOR	All	BLD		42.63	43.63	1.5	1.5	2.0	2.0	11.79	13.80	0.00	1.15		0.00	0.00
IRON WORKER	All	BLD		36.20	38.20	1.5	1.5	2.0	2.0	10.75	19.50	0.00	1.10	0.00	0.00	0.00
IRON WORKER	All	HWY		37.60	39.35	1.5	1.5	2.0	2.0	10.75	21.09	0.00	1.10	0.00	0.00	0.00
LABORER	All	BLD		32.90	34.15	1.5	1.5	2.0	2.0	8.25	20.20	0.00	0.81	0.00	0.00	0.00
LABORER	All	HWY		34.04	34.79	1.5	1.5	2.0	2.0	8.25	20.20	0.00	0.81	0.00	0.00	0.00
LATHER	All	BLD		36.08	38.83	1.5	1.5	2.0	2.0	9.70	23.00	0.00	0.80	0.00	16.35	32.70
MACHINIST	All	BLD		58.39	62.39	1.5	1.5	2.0	2.0	9.93	8.95	1.85	1.47		0.00	0.00
MARBLE FINISHER	All	BLD		35.23		1.5	1.5	2.0	2.0	10.15	12.70	0.00	0.59		0.00	0.00
MARBLE MASON	All	BLD		36.83		1.5	1.5	2.0	2.0	10.15	12.70	0.00	0.59		0.00	0.00
MILLWRIGHT	All	BLD		37.25	40.00	1.5	1.5	2.0	2.0	9.70	22.32	0.00	0.80	0.00	16.01	32.02

Menard County Prevailing Wage Rates posted on 8/15/2024

MILLWRIGHT	All	HWY		41.00	42.75	1.5	1.5	2.0	2.0	9.70	23.25	0.00	0.77	0.00	0.00	0.00
OPERATING ENGINEER	All	BLD	1	41.24	42.94	1.5	1.5	2.0	2.0	12.50	16.70	0.00	3.00	0.00	0.00	0.00
OPERATING ENGINEER	All	BLD	2	38.31	42.94	1.5	1.5	2.0	2.0	12.50	16.70	0.00	3.00	0.00	0.00	0.00
OPERATING ENGINEER	All	BLD	3	34.03	42.94	1.5	1.5	2.0	2.0	12.50	16.70	0.00	3.00	0.00	0.00	0.00
OPERATING ENGINEER	All	BLD	4	42.94	42.94	1.5	1.5	2.0	2.0	12.50	16.70	0.00	3.00	0.00	0.00	0.00
OPERATING ENGINEER	All	HWY	1	47.74		1.5	1.5	2.0	2.0	12.50	16.70	0.00	3.00		0.00	0.00
OPERATING ENGINEER	All	HWY	2	42.23		1.5	1.5	2.0	2.0	12.50	16.70	0.00	3.00	0.00	0.00	0.00
OPERATING ENGINEER	All	HWY	3	33.76		1.5	1.5	2.0	2.0	12.50	16.70	0.00	3.00	0.00	0.00	0.00
OPERATING ENGINEER	All	HWY	4	49.39		1.5	1.5	2.0	2.0	12.50	16.70	0.00	3.00	0.00	0.00	0.00
PAINTER	All	ALL		32.23	33.73	1.5	1.5	2.0	2.0	7.85	14.88	0.00	0.65	0.00	0.00	0.00
PAINTER OVER 30 FT.	All	ALL		33.23	34.73	1.5	1.5	2.0	2.0	7.85	14.88	0.00	0.65	0.00	0.00	0.00
PAINTER PWR EQMT	All	ALL		33.23	34.73	1.5	1.5	2.0	2.0	7.85	14.88	0.00	0.65	0.00	0.00	0.00
PILEDRIVER	All	BLD		38.08	40.83	1.5	1.5	2.0	2.0	9.70	23.00	0.00	0.80	0.00	16.35	32.70
PILEDRIVER	All	HWY		39.54	41.29	1.5	1.5	2.0	2.0	9.70	22.50	0.00	0.77	0.00	0.00	0.00
PIPEFITTER	All	BLD		43.73	47.73	1.5	1.5	2.0	2.0	9.45	13.86	0.00	1.33	0.00	0.00	0.00
PLASTERER	All	BLD		36.00	37.75	1.5	1.5	2.0	2.0	9.00	18.37	0.00	0.98		0.00	0.00
PLUMBER	All	BLD		43.73	47.73	1.5	1.5	2.0	2.0	9.45	13.86	0.00	1.33	0.00	0.00	0.00
ROOFER	All	BLD		35.00	38.10	1.5	1.5	2.0	2.0	10.62	14.00	0.00	0.50	0.00	0.00	0.00
SHEETMETAL WORKER	All	BLD		40.73	44.73	1.5	1.5	2.0	2.0	12.01	16.75	0.00	0.96	1.98	0.00	0.00
SPRINKLER FITTER	All	BLD		47.09	50.09	1.5	1.5	2.0	2.0	11.45	14.92	0.00	0.52		0.00	0.00
STONE MASON	All	BLD		37.61	39.87	1.5	1.5	2.0	2.0	10.15	17.30	0.00	1.02		0.00	0.00
TERRAZZO FINISHER	All	BLD		35.23		1.5	1.5	2.0	2.0	10.15	12.70	0.00	0.59		0.00	0.00
TERRAZZO MASON	All	BLD		36.83		1.5	1.5	2.0	2.0	10.15	12.70	0.00	0.59		0.00	0.00
TILE MASON	All	BLD		36.83		1.5	1.5	2.0	2.0	10.15	12.70	0.00	0.59		0.00	0.00
TRUCK DRIVER	All	ALL	1	43.31	47.67	1.5	1.5	2.0	2.0	16.27	8.04	0.00	0.25	0.00	0.00	0.00
TRUCK DRIVER	All	ALL	2	43.89	47.67	1.5	1.5	2.0	2.0	16.27	8.04	0.00	0.25	0.00	0.00	0.00
TRUCK DRIVER	All	ALL	3	44.21	47.67	1.5	1.5	2.0	2.0	16.27	8.04	0.00	0.25	0.00	0.00	0.00
TRUCK DRIVER	All	ALL	4	44.56	47.67	1.5	1.5	2.0	2.0	16.27	8.04	0.00	0.25	0.00	0.00	0.00
TRUCK DRIVER	All	ALL	5	45.67	47.67	1.5	1.5	2.0	2.0	16.27	8.04	0.00	0.25	0.00	0.00	0.00
TRUCK DRIVER	All	O&C	1	34.65	38.14	1.5	1.5	2.0	2.0	16.27	8.04	0.00	0.25	0.00	0.00	0.00

Menard County Prevailing Wage Rates posted on 8/15/2024

TRUCK DRIVER	All	O&C	2	35.11	38.14	1.5	1.5	2.0	2.0	16.27	8.04	0.00	0.25	0.00	0.00	0.00
TRUCK DRIVER	All	O&C	3	35.37	38.14	1.5	1.5	2.0	2.0	16.27	8.04	0.00	0.25	0.00	0.00	0.00
TRUCK DRIVER	All	O&C	4	35.65	38.14	1.5	1.5	2.0	2.0	16.27	8.04	0.00	0.25	0.00	0.00	0.00
TRUCK DRIVER	All	O&C	5	36.54	38.14	1.5	1.5	2.0	2.0	16.27	8.04	0.00	0.25	0.00	0.00	0.00
TUCKPOINTER	All	BLD		37.61	39.87	1.5	1.5	2.0	2.0	10.15	17.30	0.00	1.02		0.00	0.00

Legend

Rg Region

Type Trade Type - All,Highway,Building,Floating,Oil & Chip,Rivers

C Class

Base Base Wage Rate

OT M-F Unless otherwise noted, OT pay is required for any hour greater than 8 worked each day, Mon through Fri. The number listed is the multiple of the base wage.

OT Sa Overtime pay required for every hour worked on Saturdays

OT Su Overtime pay required for every hour worked on Sundays

OT Hol Overtime pay required for every hour worked on Holidays

H/W Health/Welfare benefit

Vac Vacation

Trng Training

Other Ins Employer hourly cost for any other type(s) of insurance provided for benefit of worker.

Explanations MENARD COUNTY

The following list is considered as those days for which holiday rates of wages for work performed apply: New Years Day, Memorial Day, Fourth of July, Labor Day, Thanksgiving Day, Christmas Day and Veterans Day in some classifications/counties. Generally, any of these holidays which fall on a Sunday is celebrated on the following Monday. This then makes work performed on that Monday payable at the appropriate overtime rate for holiday pay. Common practice in a given local may alter certain days of celebration. If in doubt, please check with IDOL.

Oil and chip resealing (O&C) means the application of road oils and liquid asphalt to coat an existing road surface, followed by application of aggregate chips or gravel to coated surface, and subsequent rolling of material to seal the surface.

EXPLANATION OF CLASSES

ASBESTOS - GENERAL - removal of asbestos material/mold and hazardous materials from any place in a building, including mechanical systems where those mechanical systems are to be removed. This includes the removal of asbestos materials/mold and hazardous materials from ductwork or pipes in a building when the building is to be demolished at the time or at some close future date.

Menard County Prevailing Wage Rates posted on 8/15/2024

ASBESTOS - MECHANICAL - removal of asbestos material from mechanical systems, such as pipes, ducts, and boilers, where the mechanical systems are to remain.

CERAMIC TILE FINISHER, MARBLE FINISHER, TERRAZZO FINISHER

Assisting, helping or supporting the tile, marble and terrazzo mechanic by performing their historic and traditional work assignments required to complete the proper installation of the work covered by said crafts. The term "Ceramic" is used for naming the classification only and is in no way a limitation of the product handled. Ceramic takes into consideration most hard tiles.

ELECTRONIC SYSTEMS TECHNICIAN

Installation, service and maintenance of low-voltage systems which utilizes the transmission and/or transference of voice, sound, vision, or digital for commercial, education, security and entertainment purposes for the following: TV monitoring and surveillance, background/foreground music, intercom and telephone interconnect, field programming, inventory control systems, microwave transmission, multi-media, multiplex, radio page, school, intercom and sound burglar alarms and low voltage master clock systems.

Excluded from this classification are energy management systems, life safety systems, supervisory controls and data acquisition systems not intrinsic with the above listed systems, fire alarm systems, nurse call systems and raceways exceeding fifteen feet in length.

TRUCK DRIVER - BUILDING, HEAVY AND HIGHWAY CONSTRUCTION Class 1. Drivers on 2 axle trucks hauling less than 9 ton. Air compressor and welding machines and brooms, including those pulled by separate units, truck driver helpers, warehouse employees, mechanic helpers, greasers and tiremen, pickup trucks when hauling materials, tools, or workers to and from and on-the-job site, and fork lifts up to 6,000 lb. capacity.

Class 2. Two or three axle trucks hauling more than 9 ton but hauling less than 16 ton. A-frame winch trucks, hydrolift trucks, vactor trucks or similar equipment when used for transportation purposes. Fork lifts over 6,000 lb. capacity, winch trucks, four axle combination units, and ticket writers.

Class 3. Two, three or four axle trucks hauling 16 ton or more. Drivers on water pulls, articulated dump trucks, mechanics and working forepersons, and dispatchers. Five axle or more combination units.

Class 4. Low Boy and Oil Distributors.

Class 5. Drivers who require special protective clothing while employed on hazardous waste work.

TRUCK DRIVER - OIL AND CHIP RESEALING ONLY.

This shall encompass laborers, workers and mechanics who drive contractor or subcontractor owned, leased, or hired pickup, dump, service, or oil distributor trucks. The work includes transporting materials and equipment (including but not limited to, oils, aggregate supplies, parts, machinery and tools) to or from the job site; distributing oil or liquid asphalt and aggregate; stock

Menard County Prevailing Wage Rates posted on 8/15/2024

piling material when in connection with the actual oil and chip contract. The Truck Driver (Oil & Chip Resealing) wage classification does not include supplier delivered materials.

OPERATING ENGINEERS - BUILDING

CLASS 1. Asphalt Screed Man; Asphco Concrete Spreaders; Asphalt Pavers; Asphalt Plant Engineer; Asphalt Rollers on Bituminous Concrete; Athey Loaders; Backfillers, Crane Type; Backhoes; Barber Green Loaders; Bulldozers; Cableways; Cherry Pickers; Clam Shells; C.M.I. & similar type autograde formless paver, autograde placer & finisher; Concrete Breakers; Concrete Pumps; Derricks; Derrick Boats; Draglines; Earth Auger or Boring Machines; Elevating Graders; Engineers on Dredges; Gravel Processing Machines; Head Equipment Greaser; High Lifts or Fork Lifts; Hoists with two or more drums or two or more load lines; Locomotives, All; Mechanics; Motor Graders or Auto Patrols; Operators or Leverman on Dredges; Operators, Power Boat; Operators, Pug Mill (Asphalt Plants); Orange Peels; Overhead Cranes; Paving Mixers; Piledrivers; Pipe Wrapping and Painting Machines; Pushdozers, or Push Cats; Robotic Controlled Equipment in this Classification; Rock Crushers; Ross Carrier or Similar Machines; Rotomill; Scoops, Skimmer, two cu. yd. capacity and under; Scoops, All or Tournapull; Sheep-Foot Roller (Self Propelled); Shovels; Skid Steer; Skimmer Scoops; Temporary Concrete Plant Operators; Test Hole Drilling Machines; Tower Machines; Tower Mixers; Track Type End Loaders; Track Type Fork Lifts or High Lifts; Track Jacks and Tampers; Tractors, Sideboom; Trenching or Ditching Machine; Tunnelluggers; Vermeer Type Saws; Water Blaster Cutting Head; Wheel Type End Loaders; Winch Cat.

CLASS 2. Air Compressors (six to eight)*; Asphalt Boosters and Heaters; Asphalt Distributors; Asphalt Plant Fireman; Oiler on Two Paving Mixers When Used in Tandem; Boom or Winch Trucks; Bull Floats or Flexplanes; Concrete Finishing Machine; Concrete Saws, Self-Propelled; Concrete Spreading Machines; Conveyors (six to eight)*; Generators (six to eight)*; Gravel or Stone Spreader, Power Operated; Hoist (with One Drum and One Load Line); Light Plants (six to eight)*; Mechanical Heaters (six to eight)*; Mud Jacks; Post Hole Digger, Mechanical; Pug Mills when used for other than Asphalt operation; Robotic Controlled Equipment in this Classification; Road or Street Sweeper, Self Propelled; Rollers (except bituminous concrete); Seaman Tiller; Straw Machine; Vibratory Compactor; Water Blaster, Power Unit; Welding Machines (six to eight)*; Well Drill Machines.

CLASS 3. Air Compressors(one to five)*; Air Compressors, Track or Self-Propelled; Automatic Hoist; Building Elevators; Bulk Cement Batching Plants; Conveyors (one to five)*; Concrete Mixers (Except Plant, Paver, or Tower); Firemen; Generators (one to five)*; Greasers; Helper on Single Paving Mixer; Hoist, Automatic; Light Plants (one to five)*; Mechanic Helpers; Mechanical Heaters (one to five)*; Oilers; Power Form Graders; Power Sub-Graders; Robotic Controlled Equipment in this Classification; Scissors Hoist; Tractors without power attachments regardless of size or type; Truck Crane Oiler and Driver (1 man); Vibratory Hammer (power source); Water Pumps (one to five)*; Welding Machines (1/300 Amp. or over)*; Welding machines (one to five)*

CLASS 4. Lattice Boom Crawler Cranes; Lattice Boom Truck Cranes; Telescopic Truck-Mounted Cranes; Tower Cranes.

* Combinations of one to eight of any Air Compressors, Conveyors, Welding Machines, Water Pumps, Light Plants, or Generators shall be in batteries or within 400 feet and shall be paid as per the Classification Schedule contained in this Article.

OPERATING ENGINEERS - HIGHWAY

CLASS 1. Asphalt Screed Man; Asphco Concrete Spreaders; Asphalt Pavers; Asphalt Plant Engineer; Asphalt Rollers on Bituminous Concrete; Athey Loaders; Backhoes; Barber Green Loaders; Bulldozers; Cableways; Carry Deck Pickers; Cherry Pickers

Menard County Prevailing Wage Rates posted on 8/15/2024

(Rough Terrain); C.M.I. & similar type-autograde formless paver, autograde placer & finisher; Concrete Breakers; Concrete Plant Operators; Concrete Pumps; Derricks; Derrick Boats; Dewatering Systems; Earth Auger or Boring Machines; Elevating Graders; Engineers on Dredges; Gravel Processing Machines; Grout Pump; Head Equipment Greaser; High Lifts or Fork Lifts; Hoists with two or more drums or two or more load lines; Hydro Jet or Hydro Laser; Locomotives, All; Mechanics; Motor Graders or Auto Patrols; Multi-Point Power Lifting Equipment; Operators or Leverman on Dredges; Operators, Power Boat; Operators, Pug Mill (Asphalt Plants); Overhead Cranes; Paving Mixers; Piledrivers; Pipe Wrapping and Painting Machines; Push-dozers, or Push Cats; Robotic Controlled Equipment in this Classification; Rock Crushers; Ross Carrier or Similar Machines; Roto-Mill; Scoops, Skimmer, two cu. yd. capacity and under; Sheep-Foot Roller (Self Pro-pelled); Shovels; Skid Steer; Skimmer Scoops; Test Hole Drilling Machines; Tower Machines; Tower Mixers; Track Type End Loaders; Track Type Fork Lifts or High Lifts; Track Jacks and Tampers; Tractors, Side-boom; Trenching or Ditching Machine; Tunnelluggers; Vermeer-Type Saws; Wheel Type End Loaders; Winch Cat; Scoops, All or Tournapull.

CLASS 2. Air Compressors (six to eight)*; Articulated Dumps; Asphalt Boosters and Heaters; Asphalt Distributors; Asphalt Plant Fireman; Boom or Winch Trucks; Building Elevators; Bull Floats or Flexplanes; Concrete Finishing Machine; Concrete Saws, Self-Propelled; Concrete Spreading Machines; Conveyors (six to eight)*; Generators (six to eight)*; Gravel or Stone Spreader, Power Operated; Hoist, Automatic; Hoist with One Drum and One Load Line; Light Plants (six to eight)*; Mechanical Heaters (six to eight)*; Mud Jacks; Off Road Water Wagons; Oiler on Two Paving Mixers When Used in Tandem; Post Hole Digger, Mechanical; Robotic Controlled Equipment in This Classification; Road or Street Sweeper, Self-Propelled; Rollers (except bituminous concrete); Scissor Hoist; Sea-man Tiller; Straw Machine; Vibratory Compactor; Water Pumps (six to eight)*; Well Drill Machines.

CLASS 3. Air Compressors (one to five)*; Air Compressors, Track or Self-Propelled; Bulk Cement Batching Plants; Conveyors (one to five)*; Concrete Mixers (Except Plant, Paver, or Tower); Firemen; Generators (one to five)*; Greasers; Helper on Single Paving Mixer; Light Plants (one to five)*; Mechanic Helpers; Mechanical Heaters (one to five)*; Oilers; Power Form Graders; Power Sub-Graders; Pug Mills when used for other than Asphalt operation; Robotic Controlled Equipment in This Classification; Tractors without power attachments, regardless of size or type; Truck Crane Oiler and Driver (1 man); Vibratory Hammer (power source); Water Pumps (one to five)*; Welding Machines (one 300 Amp. or over)*; Welding Machines (one to five)*. CLASS 4. Lattice Boom Crawler Crane; Lattice Boom Truck Crane; Telescopic Truck-Mounted Crane; Tower Crane.

*Combinations of one to eight of any Air Compressors, Conveyors, Welding Machines, Water Pumps, Light Plants or Generators shall be in batteries or within 400 feet and shall be paid as per the Classification Schedule contained in this Article.

Other Classifications of Work:

For definitions of classifications not otherwise set out, the Department generally has on file such definitions which are available. If a task to be performed is not subject to one of the classifications of pay set out, the Department will upon being contacted state which neighboring county has such a classification and provide such rate, such rate being deemed to exist by reference in this document. If no neighboring county rate applies to the task, the Department shall undertake a special determination, such special determination being then deemed to have existed under this determination. If a project requires these, or any classification not listed, please contact IDOL at 217-782-1710 for wage rates or clarifications.

LANDSCAPING

Menard County Prevailing Wage Rates posted on 8/15/2024

Landscaping work falls under the existing classifications for laborer, operating engineer and truck driver. The work performed by landscape plantsman and landscape laborer is covered by the existing classification of laborer. The work performed by landscape operators (regardless of equipment used or its size) is covered by the classifications of operating engineer. The work performed by landscape truck drivers (regardless of size of truck driven) is covered by the classifications of truck driver.



Local Public Agency

County

Section Number

Menard County Highway Department

Menard

19-05117-00-RR

Check this box for lettings prior to 01/01/2024.

The Following Recurring Special Provisions Indicated By An "X" Are Applicable To This Contract And Are Included By Reference:

Recurring Special Provisions

<u>Check Sheet #</u>		<u>Page No.</u>
1	<input type="checkbox"/> Additional State Requirements for Federal-Aid Construction Contracts	59
2	<input type="checkbox"/> Subletting of Contracts (Federal-Aid Contracts)	62
3	<input type="checkbox"/> EEO	63
4	<input type="checkbox"/> Specific EEO Responsibilities Non Federal-Aid Contracts	73
5	<input type="checkbox"/> Required Provisions - State Contracts	78
6	<input type="checkbox"/> Asbestos Bearing Pad Removal	84
7	<input type="checkbox"/> Asbestos Waterproofing Membrane and Asbestos HMA Surface Removal	85
8	<input type="checkbox"/> Temporary Stream Crossings and In-Stream Work Pads	86
9	<input checked="" type="checkbox"/> Construction Layout Stakes	87
10	<input type="checkbox"/> Use of Geotextile Fabric for Railroad Crossing	90
11	<input type="checkbox"/> Subsealing of Concrete Pavements	92
12	<input type="checkbox"/> Hot-Mix Asphalt Surface Correction	96
13	<input type="checkbox"/> Pavement and Shoulder Resurfacing	98
14	<input type="checkbox"/> Patching with Hot-Mix Asphalt Overlay Removal	99
15	<input type="checkbox"/> Polymer Concrete	101
16	<input type="checkbox"/> Reserved	103
17	<input type="checkbox"/> Bicycle Racks	104
18	<input type="checkbox"/> Temporary Portable Bridge Traffic Signals	106
19	<input type="checkbox"/> Nighttime Inspection of Roadway Lighting	108
20	<input type="checkbox"/> English Substitution of Metric Bolts	109
21	<input type="checkbox"/> Calcium Chloride Accelerator for Portland Cement Concrete	110
22	<input type="checkbox"/> Quality Control of Concrete Mixtures at the Plant	111
23	<input type="checkbox"/> Quality Control/Quality Assurance of Concrete Mixtures	119
24	<input type="checkbox"/> Reserved	135
25	<input type="checkbox"/> Reserved	136
26	<input type="checkbox"/> Temporary Raised Pavement Markers	137
27	<input type="checkbox"/> Restoring Bridge Approach Pavements Using High-Density Foam	138
28	<input type="checkbox"/> Portland Cement Concrete Inlay or Overlay	141
29	<input type="checkbox"/> Portland Cement Concrete Partial Depth Hot-Mix Asphalt Patching	145
30	<input type="checkbox"/> Longitudinal Joint and Crack Patching	148
31	<input type="checkbox"/> Concrete Mix Design - Department Provided	150
32	<input type="checkbox"/> Station Numbers in Pavements or Overlays	151

Local Public Agency

County

Section Number

Menard County Highway Department

Menard

19-05117-00-RR

The Following Local Roads And Streets Recurring Special Provisions Indicated By An "X" Are Applicable To This Contract And Are Included By Reference:

Local Roads And Streets Recurring Special Provisions

<u>Check Sheet #</u>		<u>Page No.</u>
LRS 1	Reserved	153
LRS 2	<input type="checkbox"/> Furnished Excavation	154
LRS 3	<input checked="" type="checkbox"/> Work Zone Traffic Control Surveillance	155
LRS 4	<input type="checkbox"/> Flaggers in Work Zones	156
LRS 5	<input checked="" type="checkbox"/> Contract Claims	157
LRS 6	<input checked="" type="checkbox"/> Bidding Requirements and Conditions for Contract Proposals	158
LRS 7	<input type="checkbox"/> Bidding Requirements and Conditions for Material Proposals	164
LRS 8	Reserved	170
LRS 9	<input checked="" type="checkbox"/> Bituminous Surface Treatments	171
LRS 10	Reserved	175
LRS 11	<input checked="" type="checkbox"/> Employment Practices	176
LRS 12	<input checked="" type="checkbox"/> Wages of Employees on Public Works	178
LRS 13	<input checked="" type="checkbox"/> Selection of Labor	180
LRS 14	<input type="checkbox"/> Paving Brick and Concrete Paver Pavements and Sidewalks	181
LRS 15	<input checked="" type="checkbox"/> Partial Payments	184
LRS 16	<input type="checkbox"/> Protests on Local Lettings	185
LRS 17	<input checked="" type="checkbox"/> Substance Abuse Prevention Program	186
LRS 18	<input type="checkbox"/> Multigrade Cold Mix Asphalt	187
LRS 19	<input type="checkbox"/> Reflective Crack Control Treatment	188

INDEX
FOR
SUPPLEMENTAL SPECIFICATIONS
AND RECURRING SPECIAL PROVISIONS

Adopted January 1, 2023

This index contains a listing of SUPPLEMENTAL SPECIFICATIONS, frequently used RECURRING SPECIAL PROVISIONS, and LOCAL ROADS AND STREETS RECURRING SPECIAL PROVISIONS.

ERRATA Standard Specifications for Road and Bridge Construction
(Adopted 1-1-22) (Revised 1-1-23)

SUPPLEMENTAL SPECIFICATIONS

<u>Std. Spec. Sec.</u>	<u>Page No.</u>
202 Earth and Rock Excavation	1
204 Borrow and Furnished Excavation.....	2
207 Porous Granular Embankment	3
211 Topsoil and Compost	4
407 Hot-Mix Asphalt Pavement (Full-Depth)	5
420 Portland Cement Concrete Pavement	6
502 Excavation for Structures	7
509 Metal Railings	8
540 Box Culverts	9
542 Pipe Culverts	29
586 Granular Backfill for Structures	34
644 High Tension Cable Median Barrier	35
782 Reflectors	36
801 Electrical Requirements	38
821 Roadway Luminaires	40
1003 Fine Aggregates	41
1004 Coarse Aggregates	42
1020 Portland Cement Concrete	43
1030 Hot-Mix Asphalt	44
1067 Luminaire	45
1097 Reflectors	52

GUIDE BRIDGE SPECIAL PROVISION INDEX/CHECK SHEET

Effective as of the: November 8, 2024 Letting

√	File Name	Title	Effective	Revised
	GBSP4	Polymer Modified Portland Cement Mortar	June 7, 1994	April 1, 2016
	GBSP13	High-Load Multi-Rotational Bearings	Oct 13, 1988	June 28, 2024
	GBSP14	Jack and Remove Existing Bearings	Apr 20, 1994	April 13, 2018
	GBSP16	Jacking Existing Superstructure	Jan 11, 1993	April 13, 2018
	GBSP18	Modular Expansion Joint	May 19, 1994	Oct 27, 2023
	GBSP21	Cleaning and Painting Contact Surface Areas of Existing Steel Structures	Jun 30, 2003	Oct 23, 2020
	GBSP25	Cleaning and Painting Existing Steel Structures	Oct 2, 2001	April 15, 2022
	GBSP26	Containment and Disposal of Lead Paint Cleaning Residues	Oct 2, 2001	Apr 22, 2016
	GBSP28	Deck Slab Repair	May 15, 1995	Feb 2, 2024
	GBSP29	Bridge Deck Microsilica Concrete Overlay	May 15, 1995	April 30, 2021
	GBSP30	Bridge Deck Latex Concrete Overlay	May 15, 1995	April 30, 2021
	GBSP31	Bridge Deck High-Reactivity Metakaolin (HRM) Conc Overlay	Jan 21, 2000	April 30, 2021
	GBSP33	Pedestrian Truss Superstructure	Jan 13, 1998	Oct 27, 2023
	GBSP34	Concrete Wearing Surface	Jun 23, 1994	Oct 4, 2016
	GBSP45	Bridge Deck Thin Polymer Overlay	May 7, 1997	June 28, 2024
	GBSP53	Structural Repair of Concrete	Mar 15, 2006	Aug 9, 2019
	GBSP55	Erection of Curved Steel Structures	Jun 1, 2007	
	GBSP59	Diamond Grinding and Surface Testing Bridge Sections	Dec 6, 2004	April 15, 2022
	GBSP60	Containment and Disposal of Non-Lead Paint Cleaning Residues	Nov 25, 2004	April 22, 2016
	GBSP61	Slipform Parapet	Jun 1, 2007	April 15, 2022
	GBSP67	Structural Assessment Reports for Contractor's Means and Methods	Mar 6, 2009	Oct 5, 2015
	GBSP71	Aggregate Column Ground Improvement	Jan 15, 2009	Oct 15, 2011
	GBSP72	Bridge Deck Fly Ash or GGBF Slag Concrete Overlay	Jan 18, 2011	April 30, 2021
	GBSP78	Bridge Deck Construction	Oct 22, 2013	Dec 21, 2016
	GBSP79	Bridge Deck Grooving (Longitudinal)	Dec 29, 2014	Mar 29, 2017
	GBSP81	Membrane Waterproofing for Buried Structures	Oct 4, 2016	March 1, 2019
	GBSP82	Metallizing of Structural Steel	Oct 4, 2016	Oct 20, 2017
	GBSP83	Hot Dip Galvanizing For Structural Steel	Oct 4, 2016	June 28, 2024
	GBSP85	Micropiles	Apr 19, 1996	Oct 23, 2020
	GBSP86	Drilled Shafts	Oct 5, 2015	Oct 27, 2023
	GBSP87	Lightweight Cellular Concrete Fill	Nov 11, 2001	Apr 1, 2016
	GBSP88	Corrugated Structural Plate Structures	Apr 22, 2016	April 13, 2018
	GBSP89	Preformed Pavement Joint Seal	Oct 4, 2016	March 24, 2023
	GBSP90	Three Sided Precast Concrete Structure (Special)	Dec 21, 2016	March 22, 2024
	GBSP91	Crosshole Sonic Logging Testing of Drilled Shafts	Apr 20, 2016	March 24, 2023
	GBSP92	Thermal Integrity Profile Testing of Drilled Shafts	Apr 20, 2016	March 24, 2023
	GBSP93	Preformed Bridge Joint Seal	Dec 21, 2016	June 28, 2024
	GBSP94	Warranty for Cleaning and Painting Steel Structures	Mar 3, 2000	Nov 24, 2004
	GBSP96	Erection of Bridge Girders Over or Adjacent to Railroads	Aug 9, 2019	
	GBSP97	Folded/Formed PVC Pipeliner	April 15, 2022	
	GBSP98	Cured-in-Place Pipe Liner	April 15, 2022	
	GBSP99	Spray-Applied Pipe Liner	April 15, 2022	
	GBSP100	Bar Splicers, Headed Reinforcement	Sept 2, 2022	Oct. 27, 2023
	GBSP101	Noise Abatement Wall, Ground Mounted	Dec 9, 2022	June 28, 2024
	GBSP102	Noise Abatement Wall, Structure Mounted	Dec 9, 2022	June 28, 2024
	GBSP103	Noise Abatement Wall Anchor Rod Assembly	Dec 9, 2022	

LIST ADDITIONAL SPECIAL PROVISIONS BELOW

The following Guide Bridge Special Provisions have been incorporated into other specifications:

File Name	Title	Location
GBSP12	Drainage System	SSRBC 523
GBSP15	Three Sided Precast Concrete Structure	Superseded by GBSP90
GBSP51	Pipe Underdrain for Structures	SSRBC 601
GBSP56	Setting Piles in Rock	SSRBC 512
GBSP75	Bond Breaker for Prestressed Concrete Bulb-T Beams	SSRBC 504

BDE SPECIAL PROVISIONS
For the November 8, 2024 Lettings

The following special provisions indicated by a “check mark” are applicable to this contract and will be included by the Project Coordination and Implementation Section of the Bureau of Design & Environment (BDE).

File Name	#		Special Provision Title	Effective	Revised
	80099	1	<input type="checkbox"/> Accessible Pedestrian Signals (APS)	April 1, 2003	Jan. 1, 2022
	80274	2	<input type="checkbox"/> Aggregate Subgrade Improvement	April 1, 2012	April 1, 2022
	80192	3	<input type="checkbox"/> Automated Flagger Assistance Devices	Jan. 1, 2008	April 1, 2023
	80173	4	<input type="checkbox"/> Bituminous Materials Cost Adjustments	Nov. 2, 2006	Aug. 1, 2017
	80426	5	<input type="checkbox"/> Bituminous Surface Treatment with Fog Seal	Jan. 1, 2020	Jan. 1, 2022
*	80241	6	<input type="checkbox"/> Bridge Demolition Debris	July 1, 2009	
*	50531	7	<input type="checkbox"/> Building Removal	Sept. 1, 1990	Aug. 1, 2022
*	50261	8	<input type="checkbox"/> Building Removal with Asbestos Abatement	Sept. 1, 1990	Aug. 1, 2022
	80449	9	<input checked="" type="checkbox"/> Cement, Type II	Aug. 1, 2023	
	80384	10	<input checked="" type="checkbox"/> Compensable Delay Costs	June 2, 2017	April 1, 2019
*	80198	11	<input type="checkbox"/> Completion Date (via calendar days)	April 1, 2008	
*	80199	12	<input type="checkbox"/> Completion Date (via calendar days) Plus Working Days	April 1, 2008	
	80453	13	<input type="checkbox"/> Concrete Sealer	Nov. 1, 2023	
	80261	14	<input type="checkbox"/> Construction Air Quality – Diesel Retrofit	June 1, 2010	Nov. 1, 2014
	80434	15	<input checked="" type="checkbox"/> Corrugated Plastic Pipe (Culvert and Storm Sewer)	Jan. 1, 2021	
*	80029	16	<input type="checkbox"/> Disadvantaged Business Enterprise Participation	Sept. 1, 2000	Mar. 2, 2019
	80229	17	<input type="checkbox"/> Fuel Cost Adjustment	April 1, 2009	Aug. 1, 2017
	80452	18	<input type="checkbox"/> Full Lane Sealant Waterproofing System	Nov. 1, 2023	
	80447	19	<input type="checkbox"/> Grading and Shaping Ditches	Jan. 1, 2023	
	80433	20	<input type="checkbox"/> Green Preformed Thermoplastic Pavement Markings	Jan. 1, 2021	Jan. 1, 2022
	80443	21	<input type="checkbox"/> High Tension Cable Median Barrier Removal	April 1, 2022	
	80456	22	<input checked="" type="checkbox"/> Hot-Mix Asphalt	Jan. 1, 2024	
	80446	23	<input type="checkbox"/> Hot-Mix Asphalt - Longitudinal Joint Sealant	Nov. 1, 2022	Aug. 1, 2023
	80438	24	<input type="checkbox"/> Illinois Works Apprenticeship Initiative – State Funded Contracts	June 2, 2021	April 2, 2024
	80045	25	<input type="checkbox"/> Material Transfer Device	June 15, 1999	Jan. 1, 2022
	80450	26	<input type="checkbox"/> Mechanically Stabilized Earth Retaining Walls	Aug. 1, 2023	
	80441	27	<input type="checkbox"/> Performance Graded Asphalt Binder	Jan. 1, 2023	
	80451	28	<input checked="" type="checkbox"/> Portland Cement Concrete	Aug. 1, 2023	
	80459	29	<input type="checkbox"/> Preformed Plastic Pavement Marking	June 2, 2024	
*	34261	30	<input checked="" type="checkbox"/> Railroad Protective Liability Insurance	Dec. 1, 1986	Jan. 1, 2022
	80455	31	<input checked="" type="checkbox"/> Removal and Disposal of Regulated Substances	Jan. 1, 2024	April 1, 2024
	80445	32	<input checked="" type="checkbox"/> Seeding	Nov. 1, 2022	
	80457	33	<input type="checkbox"/> Short Term and Temporary Pavement Markings	April 1, 2024	April 2, 2024
	80448	34	<input type="checkbox"/> Source of Supply and Quality Requirements	Jan. 2, 2023	
	80340	35	<input type="checkbox"/> Speed Display Trailer	April 2, 2014	Jan. 1, 2022
	80127	36	<input type="checkbox"/> Steel Cost Adjustment	April 2, 2004	Jan. 1, 2022
	80397	37	<input type="checkbox"/> Subcontractor and DBE Payment Reporting	April 2, 2018	
	80391	38	<input checked="" type="checkbox"/> Subcontractor Mobilization Payments	Nov. 2, 2017	April 1, 2019
	80437	39	<input checked="" type="checkbox"/> Submission of Payroll Records	April 1, 2021	Nov. 2, 2023
	80435	40	<input type="checkbox"/> Surface Testing of Pavements – IRI	Jan. 1, 2021	Jan. 1, 2023
	80410	41	<input type="checkbox"/> Traffic Spotters	Jan. 1, 2019	
*	20338	42	<input type="checkbox"/> Training Special Provisions	Oct. 15, 1975	Sept. 2, 2021
	80429	43	<input type="checkbox"/> Ultra-Thin Bonded Wearing Course	April 1, 2020	Jan. 1, 2022
	80439	44	<input checked="" type="checkbox"/> Vehicle and Equipment Warning Lights	Nov. 1, 2021	Nov. 1, 2022
	80458	45	<input type="checkbox"/> Waterproofing Membrane System	Aug. 1, 2024	
	80302	46	<input type="checkbox"/> Weekly DBE Trucking Reports	June 2, 2012	Nov. 1, 2021
	80454	47	<input type="checkbox"/> Wood Sign Support	Nov. 1, 2023	
	80427	48	<input checked="" type="checkbox"/> Work Zone Traffic Control Devices	Mar. 2, 2020	
*	80071	49	<input checked="" type="checkbox"/> Working Days	Jan. 1, 2002	

Highlighted items indicate a new or revised special provision for the letting.

An * indicates the special provision requires additional information from the designer, which needs to be submitted separately. The Project Coordination and Implementation Section will then include the information in the applicable special provision.

The following special provisions are in the 2024 Supplemental Specifications and Recurring Special Provisions.

<u>File Name</u>	<u>Special Provision Title</u>	<u>New Location(s)</u>	<u>Effective</u>	<u>Revised</u>
80436	Blended Finely Divided Minerals	Articles 1010.01 & 1010.06	April 1, 2021	
80440	Waterproofing Membrane System	Article 1061.05	Nov. 1, 2021	

INDIVIDUAL
BDE SPECIAL PROVISIONS

CEMENT, TYPE IL (BDE)

Effective: August 1, 2023

Add the following to Article 302.02 of the Standard Specifications:

“(k) Type IL Portland-Limestone Cement1001”

Revise Note 2 of Article 352.02 of the Standard Specifications to read:

“Note 2. Either Type I or Type IA portland cement or Type IL portland-limestone cement shall be used.”

Revise Note 1 of Article 404.02 of the Standard Specifications to read:

“Note 1. The cement shall be Type I portland cement or Type IL portland-limestone cement.”

Revise Article 1019.02(a) of the Standard Specifications to read:

“(a) Cement, Type I or IL1001”

80449

COMPENSABLE DELAY COSTS (BDE)

Effective: June 2, 2017

Revised: April 1, 2019

Revise Article 107.40(b) of the Standard Specifications to read:

“(b) Compensation. Compensation will not be allowed for delays, inconveniences, or damages sustained by the Contractor from conflicts with facilities not meeting the above definition; or if a conflict with a utility in an unanticipated location does not cause a shutdown of the work or a documentable reduction in the rate of progress exceeding the limits set herein. The provisions of Article 104.03 notwithstanding, compensation for delays caused by a utility in an unanticipated location will be paid according to the provisions of this Article governing minor and major delays or reduced rate of production which are defined as follows.

- (1) Minor Delay. A minor delay occurs when the work in conflict with the utility in an unanticipated location is completely stopped for more than two hours, but not to exceed two weeks.
- (2) Major Delay. A major delay occurs when the work in conflict with the utility in an unanticipated location is completely stopped for more than two weeks.
- (3) Reduced Rate of Production Delay. A reduced rate of production delay occurs when the rate of production on the work in conflict with the utility in an unanticipated location decreases by more than 25 percent and lasts longer than seven calendar days.”

Revise Article 107.40(c) of the Standard Specifications to read:

“(c) Payment. Payment for Minor, Major, and Reduced Rate of Production Delays will be made as follows.

- (1) Minor Delay. Labor idled which cannot be used on other work will be paid for according to Article 109.04(b)(1) and (2) for the time between start of the delay and the minimum remaining hours in the work shift required by the prevailing practice in the area.

Equipment idled which cannot be used on other work, and which is authorized to standby on the project site by the Engineer, will be paid for according to Article 109.04(b)(4).

- (2) Major Delay. Labor will be the same as for a minor delay.

Equipment will be the same as for a minor delay, except Contractor-owned equipment will be limited to two weeks plus the cost of move-out to either the

Contractor's yard or another job and the cost to re-mobilize, whichever is less. Rental equipment may be paid for longer than two weeks provided the Contractor presents adequate support to the Department (including lease agreement) to show retaining equipment on the job is the most economical course to follow and in the public interest.

- (3) Reduced Rate of Production Delay. The Contractor will be compensated for the reduced productivity for labor and equipment time in excess of the 25 percent threshold for that portion of the delay in excess of seven calendar days. Determination of compensation will be in accordance with Article 104.02, except labor and material additives will not be permitted.

Payment for escalated material costs, escalated labor costs, extended project overhead, and extended traffic control will be determined according to Article 109.13."

Revise Article 108.04(b) of the Standard Specifications to read:

"(b) No working day will be charged under the following conditions.

- (1) When adverse weather prevents work on the controlling item.
- (2) When job conditions due to recent weather prevent work on the controlling item.
- (3) When conduct or lack of conduct by the Department or its consultants, representatives, officers, agents, or employees; delay by the Department in making the site available; or delay in furnishing any items required to be furnished to the Contractor by the Department prevents work on the controlling item.
- (4) When delays caused by utility or railroad adjustments prevent work on the controlling item.
- (5) When strikes, lock-outs, extraordinary delays in transportation, or inability to procure critical materials prevent work on the controlling item, as long as these delays are not due to any fault of the Contractor.
- (6) When any condition over which the Contractor has no control prevents work on the controlling item."

Revise Article 109.09(f) of the Standard Specifications to read:

"(f) Basis of Payment. After resolution of a claim in favor of the Contractor, any adjustment in time required for the work will be made according to Section 108. Any adjustment in the costs to be paid will be made for direct labor, direct materials, direct equipment, direct jobsite overhead, direct offsite overhead, and other direct costs allowed by the resolution. Adjustments in costs will not be made for interest charges, loss of anticipated profit, undocumented loss of efficiency, home office overhead and unabsorbed overhead

other than as allowed by Article 109.13, lost opportunity, preparation of claim expenses and other consequential indirect costs regardless of method of calculation.

The above Basis of Payment is an essential element of the contract and the claim cost recovery of the Contractor shall be so limited.”

Add the following to Section 109 of the Standard Specifications.

“109.13 Payment for Contract Delay. Compensation for escalated material costs, escalated labor costs, extended project overhead, and extended traffic control will be allowed when such costs result from a delay meeting the criteria in the following table.

Contract Type	Cause of Delay	Length of Delay
Working Days	Article 108.04(b)(3) or Article 108.04(b)(4)	No working days have been charged for two consecutive weeks.
Completion Date	Article 108.08(b)(1) or Article 108.08(b)(7)	The Contractor has been granted a minimum two week extension of contract time, according to Article 108.08.

Payment for each of the various costs will be according to the following.

- (a) Escalated Material and/or Labor Costs. When the delay causes work, which would have otherwise been completed, to be done after material and/or labor costs have increased, such increases will be paid. Payment for escalated material costs will be limited to the increased costs substantiated by documentation furnished by the Contractor. Payment for escalated labor costs will be limited to those items in Article 109.04(b)(1) and (2), except the 35 percent and 10 percent additives will not be permitted.
- (b) Extended Project Overhead. For the duration of the delay, payment for extended project overhead will be paid as follows.
 - (1) Direct Jobsite and Offsite Overhead. Payment for documented direct jobsite overhead and documented direct offsite overhead, including onsite supervisory and administrative personnel, will be allowed according to the following table.

Original Contract Amount	Supervisory and Administrative Personnel
Up to \$5,000,000	One Project Superintendent
Over \$ 5,000,000 - up to \$25,000,000	One Project Manager, One Project Superintendent or Engineer, and One Clerk
Over \$25,000,000 - up to \$50,000,000	One Project Manager, One Project Superintendent, One Engineer, and

	One Clerk
Over \$50,000,000	One Project Manager, Two Project Superintendents, One Engineer, and One Clerk

(2) Home Office and Unabsorbed Overhead. Payment for home office and unabsorbed overhead will be calculated as 8 percent of the total delay cost.

(c) Extended Traffic Control. Traffic control required for an extended period of time due to the delay will be paid for according to Article 109.04.

When an extended traffic control adjustment is paid under this provision, an adjusted unit price as provided for in Article 701.20(a) for increase or decrease in the value of work by more than ten percent will not be paid.

Upon payment for a contract delay under this provision, the Contractor shall assign subrogation rights to the Department for the Department's efforts of recovery from any other party for monies paid by the Department as a result of any claim under this provision. The Contractor shall fully cooperate with the Department in its efforts to recover from another party any money paid to the Contractor for delay damages under this provision."

CORRUGATED PLASTIC PIPE (CULVERT AND STORM SEWER) (BDE)

Effective: January 1, 2021

Revise Tables IIIA and IIIB of Article 542.03 and the storm sewers tables of Article 550.03 of the Standard Specifications to read:

(SEE TABLES ON NEXT 10 PAGES)

"PIPE CULVERTS
 TABLE IIIA: PLASTIC PIPE PERMITTED
 FOR A GIVEN PIPE DIAMETER AND FILL HEIGHT OVER THE TOP OF THE PIPE

Nominal Diameter (in.)	Type 1					Type 2					Type 3					Type 4				
	Fill Height: 3' and less, with 1' min					Fill Height: Greater than 3', not exceeding 10'					Fill Height: Greater than 10', not exceeding 15'					Fill Height: Greater than 15', not exceeding 20'				
	PVC	CPVC	PE	CPE	CPP	PVC	CPVC	PE	CPE	CPP	PVC	CPVC	PE	CPE	CPP	PVC	CPVC	PE	CPE	CPP
10	X	QPL	X	QPL	NA	X	QPL	X	QPL	NA	X	QPL	X	QPL	NA	X	QPL	X	QPL	NA
12	X	QPL	X	QPL	QPL	X	QPL	X	QPL	QPL	X	QPL	X	QPL	QPL	X	QPL	X	QPL	QPL
15	X	QPL	NA	QPL	QPL	X	QPL	NA	QPL	QPL	X	QPL	NA	QPL	QPL	X	QPL	NA	QPL	QPL
18	X	QPL	X	QPL	QPL	X	QPL	X	QPL	QPL	X	QPL	X	QPL	QPL	X	QPL	X	QPL	QPL
21	X	QPL	NA	QPL	NA	X	QPL	NA	QPL	NA	X	QPL	NA	QPL	NA	X	QPL	NA	NA	NA
24	X	QPL	X	QPL	QPL	X	QPL	X	QPL	QPL	X	QPL	X	QPL	QPL	X	QPL	X	NA	QPL
27	X	NA	NA	NA	NA	X	NA	NA	NA	NA	X	NA	NA	NA	NA	X	NA	NA	NA	NA
30	X	QPL	X	QPL	QPL	X	QPL	X	QPL	QPL	X	QPL	X	QPL	QPL	X	QPL	X	NA	QPL
36	X	QPL	X	QPL	QPL	X	QPL	X	QPL	QPL	X	QPL	X	QPL	QPL	X	QPL	X	NA	QPL
42	X	NA	X	QPL	QPL	X	NA	X	QPL	QPL	X	NA	X	NA	QPL	X	NA	X	NA	NA
48	X	NA	X	QPL	QPL	X	NA	X	QPL	QPL	X	NA	X	NA	QPL	X	NA	X	NA	NA
54	NA	NA	NA	NA	NA	NA	NA	NA	NA	NA	NA	NA	NA	NA	NA	NA	NA	NA	NA	NA
60	NA	NA	NA	QPL	QPL	NA	NA	NA	QPL	QPL	NA	NA	NA	NA	QPL	NA	NA	NA	NA	NA

- Notes:
- PVC Polyvinyl Chloride Pipe
 - CPVC Corrugated Polyvinyl Chloride Pipe with a Smooth Interior
 - PE Polyethylene Pipe
 - CPE Corrugated Polyethylene Pipe with a Smooth Interior
 - CPP Corrugated Polypropylene Pipe with a Smooth Interior
 - X Permitted
 - QPL Permitted for the producers approved for that diameter in the Department's qualified product list
 - NA Not Acceptable

PIPE CULVERTS (metric)
 TABLE IIIA: PLASTIC PIPE PERMITTED
 FOR A GIVEN PIPE DIAMETER AND FILL HEIGHT OVER THE TOP OF THE PIPE

Nominal Diameter (mm)	Type 1					Type 2					Type 3					Type 4				
	Fill Height: 1 m and less, with 0.3 m min. cover					Fill Height: Greater than 1 m, not exceeding 3 m					Fill Height: Greater than 3 m, not exceeding 4.5 m					Fill Height: Greater than 4.5 m, not exceeding 6 m				
	PVC	CPVC	PE	CPE	CPP	PVC	CPVC	PE	CPE	CPP	PVC	CPVC	PE	CPE	CPP	PVC	CPVC	PE	CPE	CPP
250	X	QPL	X	QPL	NA	X	QPL	X	QPL	NA	X	QPL	X	QPL	NA	X	QPL	X	QPL	NA
300	X	QPL	X	QPL	QPL	X	QPL	X	QPL	QPL	X	QPL	X	QPL	QPL	X	QPL	X	QPL	QPL
375	X	QPL	NA	QPL	QPL	X	QPL	NA	QPL	QPL	X	QPL	NA	QPL	QPL	X	QPL	NA	QPL	QPL
450	X	QPL	X	QPL	QPL	X	QPL	X	QPL	QPL	X	QPL	X	QPL	QPL	X	QPL	X	QPL	QPL
525	X	QPL	NA	QPL	NA	X	QPL	NA	QPL	NA	X	QPL	NA	QPL	NA	X	QPL	NA	NA	NA
600	X	QPL	X	QPL	QPL	X	QPL	X	QPL	QPL	X	QPL	X	QPL	QPL	X	QPL	X	NA	QPL
675	X	NA	NA	NA	NA	X	NA	NA	NA	NA	X	NA	NA	NA	NA	X	NA	NA	NA	NA
750	X	QPL	X	QPL	QPL	X	QPL	X	QPL	QPL	X	QPL	X	QPL	QPL	X	QPL	X	NA	QPL
900	X	QPL	X	QPL	QPL	X	QPL	X	QPL	QPL	X	QPL	X	QPL	QPL	X	QPL	X	NA	QPL
1050	X	NA	X	QPL	QPL	X	NA	X	QPL	QPL	X	NA	X	NA	QPL	X	NA	X	NA	NA
1200	X	NA	X	QPL	QPL	X	NA	X	QPL	QPL	X	NA	X	NA	QPL	X	NA	X	NA	NA
1350	NA	NA	NA	NA	NA	NA	NA	NA	NA	NA	NA	NA	NA	NA	NA	NA	NA	NA	NA	NA
1500	NA	NA	NA	QPL	QPL	NA	NA	NA	QPL	QPL	NA	NA	NA	NA	QPL	NA	NA	NA	NA	NA

- Notes:
- PVC Polyvinyl Chloride Pipe
 - CPVC Corrugated Polyvinyl Chloride Pipe with a Smooth Interior
 - PE Polyethylene Pipe
 - CPE Corrugated Polyethylene Pipe with a Smooth Interior
 - CPP Corrugated Polypropylene Pipe with a Smooth Interior
 - X Permitted
 - QPL Permitted for the producers approved for that diameter in the Department's qualified product list
 - NA Not Acceptable

PIPE CULVERTS
 TABLE IIIB: PLASTIC PIPE PERMITTED
 FOR A GIVEN PIPE DIAMETER AND FILL HEIGHT OVER THE TOP OF THE PIPE

Nominal Diameter (in.)	Type 5					Type 6			Type 7		
	Fill Height: Greater than 20', not exceeding 25'					Fill Height: Greater than 25', not exceeding 30'			Fill Height: Greater than 30', not exceeding 35'		
	PVC	CPVC	PE	CPE	CPP	PVC	CPVC	PE	PVC	CPVC	PE
10	X	QPL	X	QPL	NA	X	QPL	X	X	QPL	X
12	X	QPL	X	QPL	QPL	X	QPL	X	X	QPL	X
15	X	QPL	NA	NA	QPL	X	QPL	NA	X	QPL	NA
18	X	QPL	X	NA	NA	X	QPL	X	X	QPL	X
21	X	QPL	NA	NA	NA	X	QPL	NA	X	QPL	NA
24	X	QPL	X	NA	NA	X	QPL	X	X	QPL	X
27	X	NA	NA	NA	NA	X	NA	NA	X	NA	NA
30	X	QPL	X	NA	QPL	X	QPL	X	X	QPL	X
36	X	QPL	X	NA	NA	X	QPL	X	X	QPL	X
42	X	NA	X	NA	NA	X	NA	X	X	NA	X
48	X	NA	X	NA	NA	X	NA	X	X	NA	X
54	NA	NA	NA	NA	NA	NA	NA	NA	NA	NA	NA
60	NA	NA	NA	NA	NA	NA	NA	NA	NA	NA	NA

- Notes:
- PVC Polyvinyl Chloride Pipe
 - CPVC Corrugated Polyvinyl Chloride Pipe with a Smooth Interior
 - CPP Corrugated Polypropylene Pipe with a Smooth Interior
 - X Permitted
 - QPL Permitted for the producers approved for that diameter in the Department's qualified product list
 - NA Not Acceptable

PIPE CULVERTS (metric)
TABLE IIIB: PLASTIC PIPE PERMITTED
FOR A GIVEN PIPE DIAMETER AND FILL HEIGHT OVER THE TOP OF THE PIPE

Nominal Diameter (mm)	Type 5					Type 6			Type 7		
	Fill Height: Greater than 6 m, not exceeding 7.5 m					Fill Height: Greater than 7.5 m, not exceeding 9 m			Fill Height: Greater than 9 m, not exceeding 10.5 m		
	PVC	CPVC	PE	CPE	CPP	PVC	CPVC	PE	PVC	CPVC	PE
250	X	QPL	X	QPL	NA	X	QPL	X	X	QPL	X
300	X	QPL	X	QPL	QPL	X	QPL	X	X	QPL	X
375	X	QPL	NA	NA	QPL	X	QPL	NA	X	QPL	NA
450	X	QPL	X	NA	NA	X	QPL	X	X	QPL	X
525	X	QPL	NA	NA	NA	X	QPL	NA	X	QPL	NA
600	X	QPL	X	NA	NA	X	QPL	X	X	QPL	X
675	X	NA	NA	NA	NA	X	NA	NA	X	NA	NA
750	X	QPL	X	NA	QPL	X	QPL	X	X	QPL	X
900	X	QPL	X	NA	NA	X	QPL	X	X	QPL	X
1000	X	NA	X	NA	NA	X	NA	X	X	NA	X
1200	X	NA	X	NA	NA	X	NA	X	X	NA	X
1350	NA	NA	NA	NA	NA	NA	NA	NA	NA	NA	NA
1500	NA	NA	NA	NA	NA	NA	NA	NA	NA	NA	NA

Notes: PVC Polyvinyl Chloride Pipe
 CPVC Corrugated Polyvinyl Chloride Pipe with a Smooth Interior
 CPP Corrugated Polypropylene Pipe with a Smooth Interior
 X Permitted
 QPL Permitted for the producers approved for that diameter in the Department's qualified product list
 NA Not Acceptable

STORM SEWERS KIND OF MATERIAL PERMITTED AND STRENGTH REQUIRED FOR A GIVEN PIPE DIAMETERS AND FILL HEIGHTS OVER THE TOP OF THE PIPE																
Nominal Diameter in.	Type 1								Type 2							
	Fill Height: 3' and less, with 1' min.								Fill Height: Greater than 3', not exceeding 10'							
	RCCP	CSP	ESCP	PVC	CPVC	PE	CPE	CPP	RCCP	CSP	ESCP	PVC	CPVC	PE	CPE	CPP
10	NA	3	X	X	QPL	X	QPL	NA	NA	1	*X	X	QPL	X	QPL	NA
12	IV	NA	X	X	QPL	X	QPL	QPL	II	1	*X	X	QPL	X	QPL	QPL
15	IV	NA	NA	X	QPL	NA	QPL	QPL	II	1	*X	X	QPL	NA	QPL	QPL
18	IV	NA	NA	X	QPL	X	QPL	QPL	II	2	X	X	QPL	X	QPL	QPL
21	III	NA	NA	X	QPL	NA	QPL	NA	II	2	X	X	QPL	NA	QPL	NA
24	III	NA	NA	X	QPL	X	QPL	QPL	II	2	X	X	QPL	X	QPL	QPL
27	III	NA	NA	X	NA	NA	NA	NA	II	3	X	X	NA	NA	NA	NA
30	IV	NA	NA	X	QPL	X	QPL	QPL	II	3	X	X	QPL	X	QPL	QPL
33	III	NA	NA	NA	NA	NA	NA	NA	II	NA	X	NA	NA	NA	NA	NA
36	III	NA	NA	X	QPL	X	QPL	QPL	II	NA	X	X	QPL	X	QPL	QPL
42	II	NA	X	X	NA	X	QPL	QPL	II	NA	X	X	NA	X	QPL	QPL
48	II	NA	X	X	NA	X	QPL	QPL	II	NA	X	X	NA	X	QPL	QPL
54	II	NA	NA	NA	NA	NA	NA	NA	II	NA	NA	NA	NA	NA	NA	NA
60	II	NA	NA	NA	NA	NA	QPL	QPL	II	NA	NA	NA	NA	NA	QPL	QPL
66	II	NA	NA	NA	NA	NA	NA	NA	II	NA	NA	NA	NA	NA	NA	NA
72	II	NA	NA	NA	NA	NA	NA	NA	II	NA	NA	NA	NA	NA	NA	NA
78	II	NA	NA	NA	NA	NA	NA	NA	II	NA	NA	NA	NA	NA	NA	NA
84	II	NA	NA	NA	NA	NA	NA	NA	II	NA	NA	NA	NA	NA	NA	NA
90	II	NA	NA	NA	NA	NA	NA	NA	II	NA	NA	NA	NA	NA	NA	NA
96	II	NA	NA	NA	NA	NA	NA	NA	III	NA	NA	NA	NA	NA	NA	NA
102	II	NA	NA	NA	NA	NA	NA	NA	III	NA	NA	NA	NA	NA	NA	NA
108	II	NA	NA	NA	NA	NA	NA	NA	III	NA	NA	NA	NA	NA	NA	NA

- RCCP Reinforced Concrete Culvert, Storm Drain, and Sewer Pipe
- CSP Concrete Sewer, Storm drain, and Culvert Pipe (number in column indicates strength class)
- ESCP Extra Strength Clay Pipe
- PVC Polyvinyl Chloride Pipe
- CPVC Corrugated Polyvinyl Chloride Pipe with a Smooth Interior
- PE Polyethylene Pipe
- CPE Corrugated Polyethylene Pipe with a Smooth Interior
- CPP Corrugated Polypropylene Pipe with a Smooth Interior
- X Permitted
- QPL Permitted for the producers approved for that diameter in the Department's qualified product list
- NA Not Acceptable
- * May also use Standard Strength Clay Pipe

STORM SEWERS (metric) KIND OF MATERIAL PERMITTED AND STRENGTH REQUIRED FOR A GIVEN PIPE DIAMETERS AND FILL HEIGHTS OVER THE TOP OF THE PIPE																
Nominal Diameter mm	Type 1								Type 2							
	Fill Height: 1 m and less, with 300 mm min,								Fill Height: Greater than 1 m, not exceeding 3 m							
	RCCP	CSP	ESCP	PVC	CPVC	PE	CPE	CPP	RCCP	CSP	ESCP	PVC	CPVC	PE	CPE	CPP
250	NA	3	X	X	QPL	X	QPL	NA	NA	1	*X	X	QPL	X	QPL	NA
300	IV	NA	X	X	QPL	X	QPL	QPL	II	1	*X	X	QPL	X	QPL	QPL
375	IV	NA	NA	X	QPL	NA	QPL	QPL	II	1	*X	X	QPL	NA	QPL	QPL
450	IV	NA	NA	X	QPL	X	QPL	QPL	II	2	X	X	QPL	X	QPL	QPL
525	III	NA	NA	X	QPL	NA	QPL	NA	II	2	X	X	QPL	NA	QPL	NA
600	III	NA	NA	X	QPL	X	QPL	QPL	II	2	X	X	QPL	X	QPL	QPL
675	III	NA	NA	X	NA	NA	NA	NA	II	3	X	X	NA	NA	NA	NA
750	IV	NA	NA	X	QPL	X	QPL	QPL	II	3	X	X	QPL	X	QPL	QPL
825	III	NA	NA	NA	NA	NA	NA	NA	II	NA	X	NA	NA	NA	NA	NA
900	III	NA	NA	X	QPL	X	QPL	QPL	II	NA	X	X	QPL	X	QPL	QPL
1050	II	NA	X	X	NA	X	QPL	QPL	II	NA	X	X	NA	X	QPL	QPL
1200	II	NA	X	X	NA	X	QPL	QPL	II	NA	X	X	NA	X	QPL	QPL
1350	II	NA	NA	NA	NA	NA	NA	NA	II	NA	NA	NA	NA	NA	NA	NA
1500	II	NA	NA	NA	NA	NA	QPL	QPL	II	NA	NA	NA	NA	NA	QPL	QPL
1650	II	NA	NA	NA	NA	NA	NA	NA	II	NA	NA	NA	NA	NA	NA	NA
1800	II	NA	NA	NA	NA	NA	NA	NA	II	NA	NA	NA	NA	NA	NA	NA
1950	II	NA	NA	NA	NA	NA	NA	NA	II	NA	NA	NA	NA	NA	NA	NA
2100	II	NA	NA	NA	NA	NA	NA	NA	II	NA	NA	NA	NA	NA	NA	NA
2250	II	NA	NA	NA	NA	NA	NA	NA	II	NA	NA	NA	NA	NA	NA	NA
2400	II	NA	NA	NA	NA	NA	NA	NA	III	NA	NA	NA	NA	NA	NA	NA
2550	II	NA	NA	NA	NA	NA	NA	NA	III	NA	NA	NA	NA	NA	NA	NA
2700	II	NA	NA	NA	NA	NA	NA	NA	III	NA	NA	NA	NA	NA	NA	NA

- RCCP Reinforced Concrete Culvert, Storm Drain, and Sewer Pipe
- CSP Concrete Sewer, Storm drain, and Culvert Pipe (number in column indicates strength class)
- ESCP Extra Strength Clay Pipe
- PVC Polyvinyl Chloride Pipe
- CPVC Corrugated Polyvinyl Chloride Pipe with a Smooth Interior
- PE Polyethylene Pipe
- CPE Corrugated Polyethylene Pipe with a Smooth Interior
- CPP Corrugated Polypropylene Pipe with a Smooth Interior
- X Permitted
- QPL Permitted for the producers approved for that diameter in the Department's qualified product list
- NA Not Acceptable
- * May also use Standard Strength Clay Pipe

STORM SEWERS KIND OF MATERIAL PERMITTED AND STRENGTH REQUIRED FOR A GIVEN PIPE DIAMETERS AND FILL HEIGHTS OVER THE TOP OF THE PIPE																
Nominal Diameter in.	Type 3								Type 4							
	Fill Height: Greater than 10' not exceeding 15'								Fill Height: Greater than 15' not exceeding 20'							
	RCCP	CSP	ESCP	PVC	CPVC	PE	CPE	CPP	RCCP	CSP	ESCP	PVC	CPVC	PE	CPE	CPP
10	NA	2	X	X	QPL	X	QPL	NA	NA	3	X	X	QPL	X	QPL	NA
12	III	2	X	X	QPL	X	QPL	QPL	IV	NA	NA	X	QPL	X	QPL	QPL
15	III	3	X	X	QPL	NA	QPL	QPL	IV	NA	NA	X	QPL	NA	QPL	QPL
18	III	NA	X	X	QPL	X	QPL	QPL	IV	NA	NA	X	QPL	X	QPL	QPL
21	III	NA	NA	X	QPL	NA	QPL	NA	IV	NA	NA	X	QPL	NA	NA	NA
24	III	NA	NA	X	QPL	X	QPL	QPL	IV	NA	NA	X	QPL	X	NA	QPL
27	III	NA	NA	X	NA	NA	NA	NA	IV	NA	NA	X	NA	NA	NA	NA
30	III	NA	NA	X	QPL	X	QPL	QPL	IV	NA	NA	X	QPL	X	NA	QPL
33	III	NA	NA	NA	NA	NA	NA	NA	IV	NA	NA	NA	NA	NA	NA	NA
36	III	NA	NA	X	QPL	X	QPL	QPL	IV	NA	NA	X	QPL	X	NA	QPL
42	III	NA	NA	X	NA	X	NA	QPL	IV	NA	NA	X	NA	X	NA	NA
48	III	NA	NA	X	NA	X	NA	QPL	IV	NA	NA	X	NA	X	NA	NA
54	III	NA	NA	NA	NA	NA	NA	NA	IV	NA	NA	NA	NA	NA	NA	NA
60	III	NA	NA	NA	NA	NA	NA	QPL	IV	NA	NA	NA	NA	NA	NA	NA
66	III	NA	NA	NA	NA	NA	NA	NA	IV	NA	NA	NA	NA	NA	NA	NA
72	III	NA	NA	NA	NA	NA	NA	NA	IV	NA	NA	NA	NA	NA	NA	NA
78	III	NA	NA	NA	NA	NA	NA	NA	IV	NA	NA	NA	NA	NA	NA	NA
84	III	NA	NA	NA	NA	NA	NA	NA	IV	NA	NA	NA	NA	NA	NA	NA
90	III	NA	NA	NA	NA	NA	NA	NA	1680	NA	NA	NA	NA	NA	NA	NA
96	III	NA	NA	NA	NA	NA	NA	NA	1690	NA	NA	NA	NA	NA	NA	NA
102	III	NA	NA	NA	NA	NA	NA	NA	1700	NA	NA	NA	NA	NA	NA	NA
108	1360	NA	NA	NA	NA	NA	NA	NA	1710	NA	NA	NA	NA	NA	NA	NA

RCCP Reinforced Concrete Culvert, Storm Drain, and Sewer Pipe (RCCP with a number instead of a Roman numeral shall be furnished according to AASHTO M170 Section 6. This number represents the D-load to produce a 0.01 in crack.)

CSP Concrete Sewer, Storm drain, and Culvert Pipe (number in column indicates strength class)

ESCP Extra Strength Clay Pipe

PVC Polyvinyl Chloride Pipe

CPVC Corrugated Polyvinyl Chloride Pipe with a Smooth Interior

PE Polyethylene Pipe

CPE Corrugated Polyethylene Pipe with a Smooth Interior

CPP Corrugated Polypropylene Pipe with a Smooth Interior

X Permitted

QPL Permitted for the producers approved for that diameter in the Department's qualified product list

NA Not Acceptable

STORM SEWERS (metric)																
KIND OF MATERIAL PERMITTED AND STRENGTH REQUIRED																
FOR A GIVEN PIPE DIAMETERS AND FILL HEIGHTS OVER THE TOP OF THE PIPE																
Nominal Diameter mm	Type 3								Type 4							
	Fill Height: Greater than 3 m, not exceeding 4.5 m								Fill Height: Greater than 4.5 m, not exceeding 6 m							
	RCCP	CSP	ESCP	PVC	CPVC	PE	CPE	CPP	RCCP	CSP	ESCP	PVC	CPVC	PE	CPE	CPP
250	NA	2	X	X	QPL	X	QPL	NA	NA	3	X	X	QPL	X	QPL	NA
300	III	2	X	X	QPL	X	QPL	QPL	IV	NA	NA	X	QPL	X	QPL	QPL
375	III	3	X	X	QPL	NA	QPL	QPL	IV	NA	NA	X	QPL	NA	QPL	QPL
450	III	NA	X	X	QPL	X	QPL	QPL	IV	NA	NA	X	QPL	X	QPL	QPL
525	III	NA	NA	X	QPL	NA	QPL	NA	IV	NA	NA	X	QPL	NA	NA	NA
600	III	NA	NA	X	QPL	X	QPL	QPL	IV	NA	NA	X	QPL	X	NA	QPL
675	III	NA	NA	X	NA	NA	NA	NA	IV	NA	NA	X	NA	NA	NA	NA
750	III	NA	NA	X	QPL	X	QPL	QPL	IV	NA	NA	X	QPL	X	NA	QPL
825	III	NA	NA	NA	NA	NA	NA	NA	IV	NA	NA	NA	NA	NA	NA	NA
900	III	NA	NA	X	QPL	X	QPL	QPL	IV	NA	NA	X	QPL	X	NA	QPL
1050	III	NA	NA	X	NA	X	NA	QPL	IV	NA	NA	X	NA	X	NA	NA
1200	III	NA	NA	X	NA	X	NA	QPL	IV	NA	NA	X	NA	X	NA	NA
1350	III	NA	NA	NA	NA	NA	NA	NA	IV	NA	NA	NA	NA	NA	NA	NA
1500	III	NA	NA	NA	NA	NA	NA	QPL	IV	NA	NA	NA	NA	NA	NA	NA
1650	III	NA	NA	NA	NA	NA	NA	NA	IV	NA	NA	NA	NA	NA	NA	NA
1800	III	NA	NA	NA	NA	NA	NA	NA	IV	NA	NA	NA	NA	NA	NA	NA
1950	III	NA	NA	NA	NA	NA	NA	NA	IV	NA	NA	NA	NA	NA	NA	NA
2100	III	NA	NA	NA	NA	NA	NA	NA	IV	NA	NA	NA	NA	NA	NA	NA
2250	III	NA	NA	NA	NA	NA	NA	NA	80	NA	NA	NA	NA	NA	NA	NA
2400	III	NA	NA	NA	NA	NA	NA	NA	80	NA	NA	NA	NA	NA	NA	NA
2550	III	NA	NA	NA	NA	NA	NA	NA	80	NA	NA	NA	NA	NA	NA	NA
2700	70	NA	NA	NA	NA	NA	NA	NA	80	NA	NA	NA	NA	NA	NA	NA

RCCP Reinforced Concrete Culvert, Storm Drain, and Sewer Pipe (RCCP with a number instead of a Roman numeral shall be furnished according to AASHTO M170 Section 6. This number represents the D-load to produce a 25.4 micro-meter crack.)

CSP Concrete Sewer, Storm drain, and Culvert Pipe (number in column indicates strength class)

ESCP Extra Strength Clay Pipe

PVC Polyvinyl Chloride Pipe

CPVC Corrugated Polyvinyl Chloride Pipe with a Smooth Interior

PE Polyethylene Pipe

CPE Corrugated Polyethylene Pipe with a Smooth Interior

CPP Corrugated Polypropylene Pipe with a Smooth Interior

X Permitted

QPL Permitted for the producers approved for that diameter in the Department's qualified product list

NA Not Acceptable

STORM SEWERS KIND OF MATERIAL PERMITTED AND STRENGTH REQUIRED FOR A GIVEN PIPE DIAMETERS AND FILL HEIGHTS OVER THE TOP OF THE PIPE														
Nominal Diameter in.	Type 5						Type 6				Type 7			
	Fill Height: Greater than 20', not exceeding 25'						Fill Height: Greater than 25', not exceeding 30'				Fill Height: Greater than 30', not exceeding 35'			
	RCCP	PVC	CPVC	PE	CPE	CPP	RCCP	PVC	CPVC	PE	RCCP	PVC	CPVC	PE
10	NA	X	QPL	X	QPL	NA	NA	X	QPL	X	NA	X	QPL	X
12	IV	X	QPL	X	QPL	QPL	V	X	QPL	X	V	X	QPL	X
15	IV	X	QPL	NA	NA	QPL	V	X	QPL	NA	V	X	QPL	NA
18	IV	X	QPL	X	NA	NA	V	X	QPL	X	V	X	QPL	X
21	IV	X	QPL	NA	NA	NA	V	X	QPL	NA	V	X	QPL	NA
24	IV	X	QPL	X	NA	NA	V	X	QPL	X	V	X	QPL	X
27	IV	X	NA	NA	NA	NA	V	X	NA	NA	V	X	NA	NA
30	IV	X	QPL	X	NA	QPL	V	X	QPL	X	V	X	QPL	X
33	IV	NA	NA	NA	NA	NA	V	NA	NA	NA	V	NA	NA	NA
36	IV	X	QPL	X	NA	NA	V	X	QPL	X	V	X	QPL	X
42	IV	X	NA	X	NA	NA	V	X	NA	X	V	X	NA	X
48	IV	X	NA	X	NA	NA	V	X	NA	X	V	X	NA	X
54	IV	NA	NA	NA	NA	NA	V	NA	NA	NA	V	NA	NA	NA
60	IV	NA	NA	NA	NA	NA	V	NA	NA	NA	V	NA	NA	NA
66	IV	NA	NA	NA	NA	NA	V	NA	NA	NA	V	NA	NA	NA
72	V	NA	NA	NA	NA	NA	V	NA	NA	NA	V	NA	NA	NA
78	2020	NA	NA	NA	NA	NA	2370	NA	NA	NA	2730	NA	NA	NA
84	2020	NA	NA	NA	NA	NA	2380	NA	NA	NA	2740	NA	NA	NA
90	2030	NA	NA	NA	NA	NA	2390	NA	NA	NA	2750	NA	NA	NA
96	2040	NA	NA	NA	NA	NA	2400	NA	NA	NA	2750	NA	NA	NA
102	2050	NA	NA	NA	NA	NA	2410	NA	NA	NA	2760	NA	NA	NA
108	2060	NA	NA	NA	NA	NA	2410	NA	NA	NA	2770	NA	NA	NA

RCCP Reinforced Concrete Culvert, Storm Drain, and Sewer Pipe (RCCP with a number instead of a Roman numeral shall be furnished according to AASHTO M170 Section 6. This number represents the D-load to produce a 0.01 in crack.)

PVC Polyvinyl Chloride Pipe

CPVC Corrugated Polyvinyl Chloride Pipe with a Smooth Interior

PE Polyethylene Pipe

CPE Corrugated Polyethylene Pipe with a Smooth Interior

CPP Corrugated Polypropylene Pipe with a Smooth Interior

X Permitted

QPL Permitted for the producers approved for that diameter in the Department's qualified product list

NA Not Acceptable

STORM SEWERS (metric) KIND OF MATERIAL PERMITTED AND STRENGTH REQUIRED FOR A GIVEN PIPE DIAMETERS AND FILL HEIGHTS OVER THE TOP OF THE PIPE														
Nominal Diameter mm	Type 5						Type 6				Type 7			
	Fill Height: Greater than 6 m, not exceeding 7.5 m						Fill Height: Greater than 7.5 m, not exceeding 9 m				Fill Height: Greater than 9 m, not exceeding 10.5 m			
	RCCP	PVC	CPVC	PE	CPE	CPP	RCCP	PVC	CPVC	PE	RCCP	PVC	CPVC	PE
250	NA	X	QPL	X	QPL	NA	NA	X	QPL	X	NA	X	QPL	X
300	IV	X	QPL	X	QPL	QPL	V	X	QPL	X	V	X	QPL	X
375	IV	X	QPL	NA	NA	QPL	V	X	QPL	NA	V	X	QPL	NA
450	IV	X	QPL	X	NA	NA	V	X	QPL	X	V	X	QPL	X
525	IV	X	QPL	NA	NA	NA	V	X	QPL	NA	V	X	QPL	NA
600	IV	X	QPL	X	NA	NA	V	X	QPL	X	V	X	QPL	X
675	IV	X	NA	NA	NA	NA	V	X	NA	NA	V	X	NA	NA
750	IV	X	QPL	X	NA	QPL	V	X	QPL	X	V	X	QPL	X
825	IV	NA	NA	NA	NA	NA	V	NA	NA	NA	V	NA	NA	NA
900	IV	X	QPL	X	NA	NA	V	X	QPL	X	V	X	QPL	X
1050	IV	X	NA	X	NA	NA	V	X	NA	X	V	X	NA	X
1200	IV	X	NA	X	NA	NA	V	X	NA	X	V	X	NA	X
1350	IV	NA	NA	NA	NA	NA	V	NA	NA	NA	V	NA	NA	NA
1500	IV	NA	NA	NA	NA	NA	V	NA	NA	NA	V	NA	NA	NA
1650	IV	NA	NA	NA	NA	NA	V	NA	NA	NA	V	NA	NA	NA
1800	V	NA	NA	NA	NA	NA	V	NA	NA	NA	V	NA	NA	NA
1950	100	NA	NA	NA	NA	NA	110	NA	NA	NA	130	NA	NA	NA
2100	100	NA	NA	NA	NA	NA	110	NA	NA	NA	130	NA	NA	NA
2250	100	NA	NA	NA	NA	NA	110	NA	NA	NA	130	NA	NA	NA
2400	100	NA	NA	NA	NA	NA	120	NA	NA	NA	130	NA	NA	NA
2550	100	NA	NA	NA	NA	NA	120	NA	NA	NA	130	NA	NA	NA
2700	100	NA	NA	NA	NA	NA	120	NA	NA	NA	130	NA	NA	NA

RCCP Reinforced Concrete Culvert, Storm Drain, and Sewer Pipe (RCCP with a number instead of a Roman numeral shall be furnished according to AASHTO M170 Section 6. This number represents the D-load to produce a 25.4 micro-meter crack.)

PVC Polyvinyl Chloride Pipe

CPVC Corrugated Polyvinyl Chloride Pipe with a Smooth Interior

PE Polyethylene Pipe

CPE Corrugated Polyethylene Pipe with a Smooth Interior

CPP Corrugated Polypropylene Pipe with a Smooth Interior

X Permitted

QPL Permitted for the producers approved for that diameter in the Department's qualified product list

NA Not Acceptable"

Revise the first paragraph of Article 1040.03 of the Standard Specifications to read:

“1040.03 Polyvinyl Chloride (PVC) Pipe. Acceptance testing of PVC pipe and fittings shall be accomplished during the same construction season in which they are installed. The pipe shall meet the following additional requirements.”

Revise Article 1040.04(b) of the Standard Specifications to read:

“(b) Corrugated PE Pipe with a Smooth Interior. The manufacturer shall be listed as compliant through the NTPEP program and the pipe shall be according to AASHTO M 294 (nominal size – 12 to 60 in. (300 to 1500 mm)). The pipe shall be Type S or D.”

Revise the first paragraph of Article 1040.04(d) of the Standard Specifications to read:

“(d) PE Pipe with a Smooth Interior. The pipe shall be according to ASTM F 714 (DR 32.5) with a minimum cell classification of PE 335434 as defined in ASTM D 3350.”

Revise the first paragraph of Article 1040.08 of the Standard Specifications to read:

“1040.08 Polypropylene (PP) Pipe. Storage and handling shall be according to the manufacturer's recommendations, except in no case shall the pipe be exposed to direct sunlight for more than six months. Acceptance testing of the pipe shall be accomplished during the same construction season in which it is installed. The pipe shall meet the following additional requirements.”

80434

HOT-MIX ASPHALT (BDE)

Effective: January 1, 2024

Revise the second paragraph of Articles 1030.07(a)(11) and 1030.08(a)(9) of the Standard Specifications to read:

“When establishing the target density, the HMA maximum theoretical specific gravity (G_{mm}) will be based on the running average of four available Department test results for that project. If less than four G_{mm} test results are available, an average of all available Department test results for that project will be used. The initial G_{mm} will be the last available Department test result from a QMP project. If there is no available Department test result from a QMP project, the Department mix design verification test result will be used as the initial G_{mm} .”

In the Supplemental Specifications, replace the revision for the end of the third paragraph of Article 1030.09(h)(2) with the following:

“When establishing the target density, the HMA maximum theoretical specific gravity (G_{mm}) will be the Department mix design verification test result.”

Revise the tenth paragraph of Article 1030.10 of the Standard Specifications to read:

“Production is not required to stop after a test strip has been constructed.”

80456

PORTLAND CEMENT CONCRETE (BDE)

Effective: August 1, 2023

Revise the second paragraph of Article 1103.03(a)(4) the Standard Specifications to read:

“The dispenser system shall provide a visual indication that the liquid admixture is actually entering the batch, such as via a transparent or translucent section of tubing or by independent check with an integrated secondary metering device. If approved by the Engineer, an alternate indicator may be used for admixtures dosed at rates of 25 oz/cwt (1630 mL/100 kg) or greater, such as accelerating admixtures, corrosion inhibitors, and viscosity modifying admixtures.”

80451

RAILROAD PROTECTIVE LIABILITY INSURANCE (BDE)

Effective: December 1, 1986
Revised: January 1, 2022

Description. Railroad Protective Liability and Property Damage Liability Insurance shall be carried according to Article 107.11 of the Standard Specifications. A separate policy is required for each railroad unless otherwise noted.

NAMED INSURED & ADDRESS	NUMBER & SPEED OF PASSENGER TRAINS	NUMBER & SPEED OF FREIGHT TRAINS
Illinois & Midland Railroad, Inc. c/oGenesee & Wyoming RR Serv 13901 Sutton Park Dr. S, Ste. 270 Jacksonville, Florida 32224	4 trains/day @ 40 MPH	4 trains/day
DOT/AAR Number: <u>169 905V</u>	RR Mile Post: <u>58.00</u>	
Liability Limits: Combined Single Limit <u>\$ 5,000,000</u>	Aggregate Limit <u>\$ 10,000,000</u>	
For Freight/Passenger Information Contact: <u>Dale Summers</u>	Phone: <u>503-930-7513</u>	
For Insurance Information Contact: <u>Crystal Galbreath</u>	Phone: <u>904-596-7782</u>	

Class 1 RR (Y or N):
DOT/AAR No.:
RR Division:

RR Mile Post:
RR Sub-Division:

For Freight/Passenger Information Contact:
For Insurance Information Contact:

Phone:
Phone:

Basis of Payment. Providing Railroad Protective Liability and Property Damage Liability Insurance will be paid for at the contract unit price per Lump Sum for RAILROAD PROTECTIVE LIABILITY INSURANCE.

REMOVAL AND DISPOSAL OF REGULATED SUBSTANCES (BDE)

Effective: January 1, 2024

Revised: April 1, 2024

Revise the first paragraph of Article 669.04 of the Standard Specifications to read:

“669.04 Regulated Substances Monitoring. Regulated substances monitoring includes environmental observation and field screening during regulated substances management activities. The excavated soil and groundwater within the work areas shall be managed as either uncontaminated soil, hazardous waste, special waste, or non-special waste.

As part of the regulated substances monitoring, the monitoring personnel shall perform and document the applicable duties listed on form BDE 2732 “Regulated Substances Monitoring Daily Record (RSM DR)”.

Revise the first two sentences of the nineteenth paragraph of Article 669.05 of the Standard Specifications to read:

“The Contractor shall coordinate waste disposal approvals with the disposal facility and provide the specific analytical testing requirements of that facility. The Contractor shall make all arrangements for collection, transportation, and analysis of landfill acceptance testing.”

Revise the last paragraph of Article 669.05 of the Standard Specifications to read:

“The Contractor shall select a permitted landfill facility or CCDD/USFO facility meeting the requirements of 35 Ill. Admin. Code Parts 810-814 or Part 1100, respectively. The Department will review and approve or reject the facility proposed by the Contractor based upon information provided in BDE 2730. The Contractor shall verify whether the selected facility is compliant with those applicable standards as mandated by their permit and whether the facility is presently, has previously been, or has never been, on the United States Environmental Protection Agency (U.S. EPA) National Priorities List or the Resource Conservation and Recovery Act (RCRA) List of Violating Facilities. The use of a Contractor selected facility shall in no manner delay the construction schedule or alter the Contractor's responsibilities as set forth.”

Revise the first paragraph of Article 669.07 of the Standard Specifications to read:

“669.07 Temporary Staging. Soil classified according to Articles 669.05(a)(2), (b)(1), or (c) may be temporarily staged at the Contractor's option. All other soil classified according to Articles 669.05(a)(1), (a)(3), (a)(4), (a)(5), (a)(6), or (b)(2) shall be managed and disposed of without temporary staging to the greatest extent practicable. If circumstances beyond the Contractor's control require temporary staging of these latter materials, the Contractor shall request approval from the Engineer in writing.

Topsoil for re-use as final cover which has been field screened and found not to exhibit PID readings over daily background readings as documented on the BDE 2732, visual staining or

odors, and is classified according to Articles 669.05(a)(2), (a)(3), (a)(4), (b)(1), or (c) may be temporarily staged at the Contractor's option."

Add the following paragraph after the sixth paragraph of Article 669.11 of the Standard Specifications.

"The sampling and testing of effluent water derived from dewatering discharges for priority pollutants volatile organic compounds (VOCs), priority pollutants semi-volatile organic compounds (SVOCs), or priority pollutants metals, will be paid for at the contract unit price per each for VOCS GROUNDWATER ANALYSIS using EPA Method 8260B, SVOCs GROUNDWATER ANALYSIS using EPA Method 8270C, or RCRA METALS GROUNDWATER ANALYSIS using EPA Methods 6010B and 7471A. This price shall include transporting the sample from the job site to the laboratory."

Revise the first sentence of the eight paragraph of Article 669.11 of the Standard Specifications to read:

"Payment for temporary staging of soil classified according to Articles 669.05(a)(1), (a)(3), (a)(4), (a)(5), (a)(6), or (b)(2) to be managed and disposed of, if required and approved by the Engineer, will be paid according to Article 109.04."

80455

SEEDING (BDE)

Effective: November 1, 2022

Revise Article 250.07 of the Standard Specifications to read:

“250.07 Seeding Mixtures. The classes of seeding mixtures and combinations of mixtures will be designated in the plans.

When an area is to be seeded with two or more seeding classes, those mixtures shall be applied separately on the designated area within a seven day period. Seeding shall occur prior to placement of mulch cover. A Class 7 mixture can be applied at any time prior to applying any seeding class or added to them and applied at the same time.

TABLE 1 - SEEDING MIXTURES

Class - Type	Seeds	lb/acre (kg/hectare)
1 Lawn Mixture 1/	Kentucky Bluegrass	100 (110)
	Perennial Ryegrass	60 (70)
	<i>Festuca rubra</i> ssp. <i>rubra</i> (Creeping Red Fescue)	40 (50)
1A Salt Tolerant Lawn Mixture 1/	Kentucky Bluegrass	60 (70)
	Perennial Ryegrass	20 (20)
	<i>Festuca rubra</i> ssp. <i>rubra</i> (Creeping Red Fescue)	20 (20)
	<i>Festuca brevipilla</i> (Hard Fescue)	20 (20)
	<i>Puccinellia distans</i> (Fulfs Saltgrass or Salty Alkaligrass)	60 (70)
1B Low Maintenance Lawn Mixture 1/	Turf-Type Fine Fescue 3/	150 (170)
	Perennial Ryegrass	20 (20)
	Red Top	10 (10)
	<i>Festuca rubra</i> ssp. <i>rubra</i> (Creeping Red Fescue)	20 (20)
2 Roadside Mixture 1/	<i>Lolium arundinaceum</i> (Tall Fescue)	100 (110)
	Perennial Ryegrass	50 (55)
	<i>Festuca rubra</i> ssp. <i>rubra</i> (Creeping Red Fescue)	40 (50)
	Red Top	10 (10)
2A Salt Tolerant Roadside Mixture 1/	<i>Lolium arundinaceum</i> (Tall Fescue)	60 (70)
	Perennial Ryegrass	20 (20)
	<i>Festuca rubra</i> ssp. <i>rubra</i> (Creeping Red Fescue)	30 (20)
	<i>Festuca brevipila</i> (Hard Fescue)	30 (20)
	<i>Puccinellia distans</i> (Fulfs Saltgrass or Salty Alkaligrass)	60 (70)
3 Northern Illinois Slope Mixture 1/	<i>Elymus canadensis</i> (Canada Wild Rye) 5/	5 (5)
	Perennial Ryegrass	20 (20)
	Alsike Clover 4/	5 (5)
	<i>Desmanthus illinoensis</i> (Illinois Bundleflower) 4/ 5/	2 (2)
	<i>Schizachyrium scoparium</i> (Little Bluestem) 5/	12 (12)
	<i>Bouteloua curtipendula</i> (Side-Oats Grama) 5/	10 (10)
	<i>Puccinellia distans</i> (Fulfs Saltgrass or Salty Alkaligrass)	30 (35)
	Oats, Spring	50 (55)
	Slender Wheat Grass 5/	15 (15)
	Buffalo Grass 5/ 7/	5 (5)
	3A Southern Illinois Slope Mixture 1/	Perennial Ryegrass
<i>Elymus canadensis</i> (Canada Wild Rye) 5/		20 (20)
<i>Panicum virgatum</i> (Switchgrass) 5/		10 (10)
<i>Schizachyrium scoparium</i> (Little Blue Stem) 5/		12 (12)
<i>Bouteloua curtipendula</i> (Side-Oats Grama) 5/		10 (10)
<i>Dalea candida</i> (White Prairie Clover) 4/ 5/		5 (5)
<i>Rudbeckia hirta</i> (Black-Eyed Susan) 5/		5 (5)
Oats, Spring		50 (55)

Class – Type	Seeds	lb/acre (kg/hectare)
4 Native Grass 2/ 6/	<i>Andropogon gerardi</i> (Big Blue Stem) 5/	4 (4)
	<i>Schizachyrium scoparium</i> (Little Blue Stem) 5/	5 (5)
	<i>Bouteloua curtipendula</i> (Side-Oats Grama) 5/	5 (5)
	<i>Elymus canadensis</i> (Canada Wild Rye) 5/	1 (1)
	<i>Panicum virgatum</i> (Switch Grass) 5/	1 (1)
	<i>Sorghastrum nutans</i> (Indian Grass) 5/	2 (2)
	Annual Ryegrass	25 (25)
	Oats, Spring	25 (25)
	Perennial Ryegrass	15 (15)
	4A Low Profile Native Grass 2/ 6/	<i>Schizachyrium scoparium</i> (Little Blue Stem) 5/
<i>Bouteloua curtipendula</i> (Side-Oats Grama) 5/		5 (5)
<i>Elymus canadensis</i> (Canada Wild Rye) 5/		1 (1)
<i>Sporobolus heterolepis</i> (Prairie Dropseed) 5/		0.5 (0.5)
Annual Ryegrass		25 (25)
Oats, Spring		25 (25)
Perennial Ryegrass		15 (15)
4B Wetland Grass and Sedge Mixture 2/ 6/		Annual Ryegrass
	Oats, Spring	25 (25)
	Wetland Grasses (species below) 5/	6 (6)
<u>Species:</u>		<u>% By Weight</u>
<i>Calamagrostis canadensis</i> (Blue Joint Grass)		12
<i>Carex lacustris</i> (Lake-Bank Sedge)		6
<i>Carex slipata</i> (Awl-Fruited Sedge)		6
<i>Carex stricta</i> (Tussock Sedge)		6
<i>Carex vulpinoidea</i> (Fox Sedge)		6
<i>Eleocharis acicularis</i> (Needle Spike Rush)		3
<i>Eleocharis obtusa</i> (Blunt Spike Rush)		3
<i>Glyceria striata</i> (Fowl Manna Grass)		14
<i>Juncus effusus</i> (Common Rush)		6
<i>Juncus tenuis</i> (Slender Rush)		6
<i>Juncus torreyi</i> (Torrey's Rush)		6
<i>Leersia oryzoides</i> (Rice Cut Grass)		10
<i>Scirpus acutus</i> (Hard-Stemmed Bulrush)		3
<i>Scirpus atrovirens</i> (Dark Green Rush)		3
<i>Bolboschoenus fluviatilis</i> (River Bulrush)		3
<i>Schoenoplectus tabernaemontani</i> (Softstem Bulrush)		3
<i>Spartina pectinata</i> (Cord Grass)		4

Class – Type	Seeds	lb/acre (kg/hectare)	
5	Forb with Annuals Mixture 2/ 5/ 6/	Annuals Mixture (Below) Forb Mixture (Below)	1 (1) 10 (10)
Annuals Mixture - Mixture not exceeding 25 % by weight of any one species, of the following:			
<i>Coreopsis lanceolata</i> (Sand Coreopsis) <i>Leucanthemum maximum</i> (Shasta Daisy) <i>Gaillardia pulchella</i> (Blanket Flower) <i>Ratibida columnifera</i> (Prairie Coneflower) <i>Rudbeckia hirta</i> (Black-Eyed Susan)			
Forb Mixture - Mixture not exceeding 5 % by weight PLS of any one species, of the following:			
<i>Amorpha canescens</i> (Lead Plant) 4/ <i>Anemone cylindrica</i> (Thimble Weed) <i>Asclepias tuberosa</i> (Butterfly Weed) <i>Aster azureus</i> (Sky Blue Aster) <i>Symphotrichum leave</i> (Smooth Aster) <i>Aster novae-angliae</i> (New England Aster) <i>Baptisia leucantha</i> (White Wild Indigo) 4/ <i>Coreopsis palmata</i> (Prairie Coreopsis) <i>Echinacea pallida</i> (Pale Purple Coneflower) <i>Eryngium yuccifolium</i> (Rattlesnake Master) <i>Helianthus mollis</i> (Downy Sunflower) <i>Heliopsis helianthoides</i> (Ox-Eye) <i>Liatris aspera</i> (Rough Blazing Star) <i>Liatris pycnostachya</i> (Prairie Blazing Star) <i>Monarda fistulosa</i> (Prairie Bergamot) <i>Parthenium integrifolium</i> (Wild Quinine) <i>Dalea candida</i> (White Prairie Clover) 4/ <i>Dalea purpurea</i> (Purple Prairie Clover) 4/ <i>Physostegia virginiana</i> (False Dragonhead) <i>Potentilla arguta</i> (Prairie Cinquefoil) <i>Ratibida pinnata</i> (Yellow Coneflower) <i>Rudbeckia subtomentosa</i> (Fragrant Coneflower) <i>Silphium laciniatum</i> (Compass Plant) <i>Silphium terebinthinaceum</i> (Prairie Dock) <i>Oligoneuron rigidum</i> (Rigid Goldenrod) <i>Tradescantia ohiensis</i> (Spiderwort) <i>Veronicastrum virginicum</i> (Culver's Root)			

Class – Type	Seeds	lb/acre (kg/hectare)
5A Large Flower Native Forb Mixture 2/ 5/ 6/	Forb Mixture (see below)	5 (5)
	<u>Species:</u>	<u>% By Weight</u>
	<i>Aster novae-angliae</i> (New England Aster)	5
	<i>Echinacea pallida</i> (Pale Purple Coneflower)	10
	<i>Helianthus mollis</i> (Downy Sunflower)	10
	<i>Heliopsis helianthoides</i> (Ox-Eye)	10
	<i>Liatris pycnostachya</i> (Prairie Blazing Star)	10
	<i>Ratibida pinnata</i> (Yellow Coneflower)	5
	<i>Rudbeckia hirta</i> (Black-Eyed Susan)	10
	<i>Silphium laciniatum</i> (Compass Plant)	10
	<i>Silphium terebinthinaceum</i> (Prairie Dock)	20
	<i>Oligoneuron rigidum</i> (Rigid Goldenrod)	10
5B Wetland Forb 2/ 5/ 6/	Forb Mixture (see below)	2 (2)
	<u>Species:</u>	<u>% By Weight</u>
	<i>Acorus calamus</i> (Sweet Flag)	3
	<i>Angelica atropurpurea</i> (Angelica)	6
	<i>Asclepias incarnata</i> (Swamp Milkweed)	2
	<i>Aster puniceus</i> (Purple Stemmed Aster)	10
	<i>Bidens cernua</i> (Beggarticks)	7
	<i>Eutrochium maculatum</i> (Spotted Joe Pye Weed)	7
	<i>Eupatorium perfoliatum</i> (Boneset)	7
	<i>Helenium autumnale</i> (Autumn Sneezeweed)	2
	<i>Iris virginica shrevei</i> (Blue Flag Iris)	2
	<i>Lobelia cardinalis</i> (Cardinal Flower)	5
	<i>Lobelia siphilitica</i> (Great Blue Lobelia)	5
	<i>Lythrum alatum</i> (Winged Loosestrife)	2
	<i>Physostegia virginiana</i> (False Dragonhead)	5
	<i>Persicaria pensylvanica</i> (Pennsylvania Smartweed)	10
	<i>Persicaria lapathifolia</i> (Curlytop Knotweed)	10
	<i>Pycnanthemum virginianum</i> (Mountain Mint)	5
	<i>Rudbeckia laciniata</i> (Cut-leaf Coneflower)	5
	<i>Oligoneuron riddellii</i> (Riddell Goldenrod)	2
	<i>Sparganium eurycarpum</i> (Giant Burreed)	5
6 Conservation Mixture 2/ 6/	<i>Schizachyrium scoparium</i> (Little Blue Stem) 5/ <i>Elymus canadensis</i> (Canada Wild Rye) 5/ Buffalo Grass 5/ 7/ Vernal Alfalfa 4/ Oats, Spring	5 (5) 2 (2) 5 (5) 15 (15) 48 (55)
6A Salt Tolerant Conservation Mixture 2/ 6/	<i>Schizachyrium scoparium</i> (Little Blue Stem) 5/ <i>Elymus canadensis</i> (Canada Wild Rye) 5/ Buffalo Grass 5/ 7/ Vernal Alfalfa 4/ Oats, Spring <i>Puccinellia distans</i> (Fults Saltgrass or Salty Alkaligrass)	5 (5) 2 (2) 5 (5) 15 (15) 48 (55) 20 (20)
7 Temporary Turf Cover Mixture	Perennial Ryegrass Oats, Spring	50 (55) 64 (70)

Notes:

- 1/ Seeding shall be performed when the ambient temperature has been between 45 °F (7 °C) and 80 °F (27 °C) for a minimum of seven (7) consecutive days and is forecasted to be the same for the next five (5) days according to the National Weather Service.
- 2/ Seeding shall be performed in late fall through spring beginning when the ambient temperature has been below 45 °F (7 °C) for a minimum of seven (7) consecutive days and ending when the ambient temperature exceeds 80 °F (27 °C) according to the National Weather Service.
- 3/ Specific variety as shown in the plans or approved by the Engineer.
- 4/ Inoculation required.
- 5/ Pure Live Seed (PLS) shall be used.
- 6/ Fertilizer shall not be used.
- 7/ Seed shall be primed with KNO_3 to break dormancy and dyed to indicate such.

Seeding will be inspected after a period of establishment. The period of establishment shall be six (6) months minimum, but not to exceed nine (9) months. After the period of establishment, areas not exhibiting 75 percent uniform growth shall be interseeded or reseeded, as determined by the Engineer, at no additional cost to the Department.”

80445

SUBCONTRACTOR MOBILIZATION PAYMENTS (BDE)

Effective: November 2, 2017

Revised: April 1, 2019

Replace the second paragraph of Article 109.12 of the Standard Specifications with the following:

“This mobilization payment shall be made at least seven days prior to the subcontractor starting work. The amount paid shall be at the following percentage of the amount of the subcontract reported on form BC 260A submitted for the approval of the subcontractor’s work.

Value of Subcontract Reported on Form BC 260A	Mobilization Percentage
Less than \$10,000	25%
\$10,000 to less than \$20,000	20%
\$20,000 to less than \$40,000	18%
\$40,000 to less than \$60,000	16%
\$60,000 to less than \$80,000	14%
\$80,000 to less than \$100,000	12%
\$100,000 to less than \$250,000	10%
\$250,000 to less than \$500,000	9%
\$500,000 to \$750,000	8%
Over \$750,000	7%”

80391

SUBMISSION OF PAYROLL RECORDS (BDE)

Effective: April 1, 2021

Revised: November 2, 2023

FEDERAL AID CONTRACTS. Revise the following section of Check Sheet #1 of the Recurring Special Provisions to read:

“STATEMENTS AND PAYROLLS

The payroll records shall include the worker’s name, social security number, last known address, telephone number, email address, classification(s) of work actually performed, hourly rates of wages paid (including rates of contributions or costs anticipated for bona fide fringe benefits or cash equivalents thereof), daily and weekly number of hours actually worked in total, deductions made, and actual wages paid.

The Contractor and each subcontractor shall submit certified payroll records to the Department each week from the start to the completion of their respective work, except that full social security numbers, last known addresses, telephone numbers, and email addresses shall not be included on weekly submittals. Instead, the payrolls need only include an identification number for each employee (e.g., the last four digits of the employee’s social security number). The submittals shall be made using LCPTracker Pro software. The software is web-based and can be accessed at <https://lcptracker.com/>. When there has been no activity during a work week, a payroll record shall still be submitted with the appropriate option (“No Work”, “Suspended”, or “Complete”) selected.”

STATE CONTRACTS. Revise Item 3 of Section IV of Check Sheet #5 of the Recurring Special Provisions to read:

- “3. Submission of Payroll Records. The Contractor and each subcontractor shall, no later than the 15th day of each calendar month, file a certified payroll for the immediately preceding month to the Illinois Department of Labor (IDOL) through the Illinois Prevailing Wage Portal in compliance with the State Prevailing Wage Act (820 ILCS 130). The portal can be found on the IDOL website at <https://www2.illinois.gov/idol/Laws-Rules/CONMED/Pages/Prevailing-Wage-Portal.aspx>. Payrolls shall be submitted in the format prescribed by the IDOL.

In addition to filing certified payroll(s) with the IDOL, the Contractor and each subcontractor shall certify and submit payroll records to the Department each week from the start to the completion of their respective work, except that full social security numbers shall not be included on weekly submittals. Instead, the payrolls shall include an identification number for each employee (e.g., the last four digits of the employee’s social security number). In addition, starting and ending times of work each day may be omitted from the payroll records submitted. The submittals shall be made using LCPTracker Pro software. The software is web-based and can be accessed at <https://lcptracker.com/>.

When there has been no activity during a work week, a payroll record shall still be submitted with the appropriate option (“No Work”, “Suspended”, or “Complete”) selected.”

80437

VEHICLE AND EQUIPMENT WARNING LIGHTS (BDE)

Effective: November 1, 2021

Revised: November 1, 2022

Add the following paragraph after the first paragraph of Article 701.08 of the Standard Specifications:

“The Contractor shall equip all vehicles and equipment with high-intensity oscillating, rotating, or flashing, amber or amber-and-white, warning lights which are visible from all directions. In accordance with 625 ILCS 5/12-215, the lights may only be in operation while the vehicle or equipment is engaged in construction operations.”

80439

WORK ZONE TRAFFIC CONTROL DEVICES (BDE)

Effective: March 2, 2020

Add the following to Article 701.03 of the Standard Specifications:

“(q) Temporary Sign Supports 1106.02”

Revise the third paragraph of Article 701.14 of the Standard Specifications to read:

“For temporary sign supports, the Contractor shall provide a FHWA eligibility letter for each device used on the contract. The letter shall provide information for the set-up and use of the device as well as a detailed drawing of the device. The signs shall be supported within 20 degrees of vertical. Weights used to stabilize signs shall be attached to the sign support per the manufacturer’s specifications.”

Revise the first paragraph of Article 701.15 of the Standard Specifications to read:

“**701.15 Traffic Control Devices.** For devices that must meet crashworthiness standards, the Contractor shall provide a manufacturer’s self-certification or a FHWA eligibility letter for each Category 1 device and a FHWA eligibility letter for each Category 2 and Category 3 device used on the contract. The self-certification or letter shall provide information for the set-up and use of the device as well as a detailed drawing of the device.”

Revise the first six paragraphs of Article 1106.02 of the Standard Specifications to read:

“**1106.02 Devices.** Work zone traffic control devices and combinations of devices shall meet crashworthiness standards for their respective categories. The categories are as follows.

Category 1 includes small, lightweight, channelizing and delineating devices that have been in common use for many years and are known to be crashworthy by crash testing of similar devices or years of demonstrable safe performance. These include cones, tubular markers, plastic drums, and delineators, with no attachments (e.g. lights). Category 1 devices manufactured after December 31, 2019 shall be MASH-16 compliant. Category 1 devices manufactured on or before December 31, 2019, and compliant with NCHRP 350 or MASH 2009, may be used on contracts let before December 31, 2024.

Category 2 includes devices that are not expected to produce significant vehicular velocity change but may otherwise be hazardous. These include vertical panels with lights, barricades, temporary sign supports, and Category 1 devices with attachments (e.g. drums with lights). Category 2 devices manufactured after December 31, 2019 shall be MASH-16 compliant. Category 2 devices manufactured on or before December 31, 2019, and compliant with NCHRP 350 or MASH 2009, may be used on contracts let before December 31, 2024.

Category 3 includes devices that are expected to cause significant velocity changes or other potentially harmful reactions to impacting vehicles. These include crash cushions (impact

attenuators), truck mounted attenuators, and other devices not meeting the definitions of Category 1 or 2. Category 3 devices manufactured after December 31, 2019 shall be MASH-16 compliant. Category 3 devices manufactured on or before December 31, 2019, and compliant with NCHRP 350 or MASH 2009, may be used on contracts let before December 31, 2029. Category 3 devices shall be crash tested for Test Level 3 or the test level specified.

Category 4 includes portable or trailer-mounted devices such as arrow boards, changeable message signs, temporary traffic signals, and area lighting supports. It is preferable for Category 4 devices manufactured after December 31, 2019 to be MASH-16 compliant; however, there are currently no crash tested devices in this category, so it remains exempt from the NCHRP 350 or MASH compliance requirement.

For each type of device, when no more than one MASH-16 compliant is available, an NCHRP 350 or MASH-2009 compliant device may be used, even if manufactured after December 31, 2019.”

Revise Articles 1106.02(g), 1106.02(k), and 1106.02(l) to read:

“(g) Truck Mounted/Trailer Mounted Attenuators. The attenuator shall be approved for use at Test Level 3. Test Level 2 may be used for normal posted speeds less than or equal to 45 mph.

(k) Temporary Water Filled Barrier. The water filled barrier shall be a lightweight plastic shell designed to accept water ballast and be on the Department’s qualified product list.

Shop drawings shall be furnished by the manufacturer and shall indicate the deflection of the barrier as determined by acceptance testing; the configuration of the barrier in that test; and the vehicle weight, velocity, and angle of impact of the deflection test. The Engineer shall be provided one copy of the shop drawings.

(l) Movable Traffic Barrier. The movable traffic barrier shall be on the Department’s qualified product list.

Shop drawings shall be furnished by the manufacturer and shall indicate the deflection of the barrier as determined by acceptance testing; the configuration of the barrier in that test; and the vehicle weight, velocity, and angle of impact of the deflection test. The Engineer shall be provided one copy of the shop drawings. The barrier shall be capable of being moved on and off the roadway on a daily basis.”

WORKING DAYS (BDE)




Effective: January 1, 2002

The Contractor shall complete the work within 20 working days.

80071

INDIVIDUAL
HIGHWAY STANDARDS

ABV	ABOVE	CU YD	CUBIC YARD	HATCH	HATCHING	PM	PAVEMENT MARKING	STD	STANDARD
A/C	ACCESS CONTROL	CULV	CULVERT	HD	HEAD	PED	PEDESTAL	SBI	STATE BOND ISSUE
AC	ACRE	C&G	CURB & GUTTER	HDW	HEADWALL	PNT	POINT	SR	STATE ROUTE
ADJ	ADJUST	D	DEGREE OF CURVE	HDTY	HEAVY DUTY	PC	POINT OF CURVATURE	STA	STATION
AS	AERIAL SURVEYS	DC	DEPRESSED CURVE	ha	HECTARE	PI	POINT OF INTERSECTION OF HORIZONTAL CURVE	SPBGR	STEEL PLATE BEAM GUARDRAIL
AGG	AGGREGATE	DET	DETECTOR	HMA	HOT MIX ASPHALT			SS	STORM SEWER
AH	AHEAD	DIA	DIAMETER	HWY	HIGHWAY	PRC	POINT OF REVERSE CURVE	STY	STORY
APT	APARTMENT	DIST	DISTRICT	HORIZ	HORIZONTAL	PT	POINT OF TANGENCY	ST	STREET
ASPH	ASPHALT	DOM	DOMESTIC	HSE	HOUSE	POT	POINT ON TANGENT	STR	STRUCTURE
AUX	AUXILIARY	DBL	DOUBLE	IL	ILLINOIS	POLYETH	POLYETHYLENE	e	SUPERELEVATION RATE
AGS	AUXILIARY GAS VALVE (SERVICE)	DSEL	DOWNSTREAM ELEVATION	IMP	IMPROVEMENT	PCC	PORTLAND CEMENT CONCRETE	S.E. RUN.	SUPERELEVATION RUNOFF LENGTH
AVE	AVENUE	DSFL	DOWNSTREAM FLOWLINE	IN DIA	INCH DIAMETER	PP	POWER POLE OR PRINCIPAL POINT	SURF	SURFACE
AX	AXIS OF ROTATION	DR	DRAINAGE OR DRIVE	INL	INLET	PRM	PRIME	SMK	SURVEY MARKER
BK	BACK	DI	DRAINAGE INLET OR DROP INLET	INST	INSTALLATION	PE	PRIVATE ENTRANCE	T	TANGENT DISTANCE
B-B	BACK TO BACK	DRV	DRIVEWAY	IDS	INTERSECTION DESIGN STUDY	PROF	PROFILE	T.R.	TANGENT RUNOUT DISTANCE
BKPL	BACKPLATE	DCT	DUCT	INV	INVERT	PGL	PROFILE GRADELINE	TEL	TELEPHONE
B	BARN	EA	EACH	IP	IRON PIPE	PROJ	PROJECT	TB	TELEPHONE BOX
BARR	BARRICADE	EB	EASTBOUND	IR	IRON ROD	P.C.	PROPERTY CORNER	TP	TELEPHONE POLE
BL	BASELINE	EOP	EDGE OF PAVEMENT	JT	JOINT	PL	PROPERTY LINE	TEMP	TEMPORARY
BGN	BEGIN	E-CL	EDGE TO CENTERLINE	kg	KILOGRAM	PR	PROPOSED	TBM	TEMPORARY BENCH MARK
BM	BENCHMARK	E-E	EDGE TO EDGE	km	KILOMETER	R	RADIUS or RESIDENTIAL	TD	TILE DRAIN
BIND	BINDER	ELEC	ELECTRICAL	LS	LANDSCAPING	RR	RAILROAD	TBE	TO BE EXTENDED
BIT	BITUMINOUS	EL	ELEVATION	LN	LANE	RRS	RAILROAD SPIKE	TBR	TO BE REMOVED
BTM	BOTTOM	ENTR	ENTRANCE	LT	LEFT	RPS	REFERENCE POINT STAKE	TBS	TO BE SAVED
BLVD	BOULEVARD	EXC	EXCAVATION	LIDAR	LIGHT DETECTION AND RANGING	REF	REFLECTIVE	TWP	TOWNSHIP
BRK	BRICK	EX	EXISTING	LP	LIGHT POLE	RCCP	REINFORCED CONCRETE CULVERT PIPE	TR	TOWNSHIP ROAD
BBOX	BUFFALO BOX	EXPWAY	EXPRESSWAY	LGT	LIGHTING	REINF	REINFORCEMENT	TS	TRAFFIC SIGNAL
BLDG	BUILDING	E	EXTERNAL DISTANCE OF HORIZONTAL CURVE	LF	LINEAL FEET OR LINEAR FEET	REM	REMOVAL	TSCB	TRAFFIC SIGNAL CONTROL BOX
CATV	CABLE	E	OFFSET DISTANCE TO VERTICAL CURVE	L	LITER OR CURVE LENGTH	RC	REMOVE CROWN	TSC	TRAFFIC SYSTEMS CENTER
CIP	CAST IRON PIPE	F-F	FACE TO FACE	LC	LONG CHORD	REP	REPLACEMENT	TRVS	TRANSVERSE
CB	CATCH BASIN	FA	FEDERAL AID	LNG	LONGITUDINAL	REST	RESTAURANT	TRVL	TRAVEL
C-C	CENTER TO CENTER	FAI	FEDERAL AID INTERSTATE	L SUM	LUMP SUM	RESURF	RESURFACING	TRN	TURN
CL	CENTERLINE OR CLEARANCE	FAP	FEDERAL AID PRIMARY	MACH	MACHINE	RET	RETAINING	TY	TYPE
CL-E	CENTERLINE TO EDGE	FAS	FEDERAL AID SECONDARY	MB	MAIL BOX	RT	RIGHT	T-A	TYPE A
CL-F	CENTERLINE TO FACE	FAUS	FEDERAL AID URBAN SECONDARY	MH	MANHOLE	ROW	RIGHT-OF-WAY	TYP	TYPICAL
CTS	CENTERS	FP	FENCE POST	MATL	MATERIAL	RD	ROAD	UNDGND	UNDERGROUND
CERT	CERTIFIED	OPT	FIBER OPTIC	MED	MEDIAN	RDWY	ROADWAY	USGS	U.S. GEOLOGICAL SURVEY
CHSLD	CHISELED	FE	FIELD ENTRANCE	m	METER	RTE	ROUTE	USEL	UPSTREAM ELEVATION
CS	CITY STREET	FH	FIRE HYDRANT	METH	METHOD	SAN	SANITARY	USFL	UPSTREAM FLOWLINE
CP	CLAY PIPE	FL	FLOW LINE	M	MID-ORDINATE	SANS	SANITARY SEWER	UTIL	UTILITY
CLSD	CLOSED	FB	FOOT BRIDGE	mm	MILLIMETER	SEC	SECTION	VBOX	VALVE BOX
CLID	CLOSED LID	FDN	FOUNDATION	mm DIA	MILLIMETER DIAMETER	SEED	SEEDING	VV	VALVE VAULT
CT	COAT OR COURT	FR	FRAME	MIX	MIXTURE	SHAP	SHAPING	VL	VAULT
COMB	COMBINATION	F&G	FRAME & GRATE	MBH	MOBILE HOME	S	SHED	VEH	VEHICLE
C	COMMERCIAL BUILDING	FRWAY	FREEWAY	MOD	MODIFIED	SH	SHEET	VP	VENT PIPE
CE	COMMERCIAL ENTRANCE	GAL	GALLON	MFT	MOTOR FUEL TAX	SHLD	SHOULDER	VERT	VERTICAL
CONC	CONCRETE	GALV	GALVANIZED	N & BC	NAIL & BOTTLE CAP	SW	SIDEWALK OR SOUTHWEST	VC	VERTICAL CURVE
CONST	CONSTRUCT	G	GARAGE	N & C	NAIL & CAP	SIG	SIGNAL	VPC	VERTICAL POINT OF CURVATURE
CONTD	CONTINUED	GM	GAS METER	N & W	NAIL & WASHER	SOD	SODDING	VPI	VERTICAL POINT OF INTERSECTION
CONT	CONTINUOUS	GV	GAS VALVE	NC	NORMAL CROWN	SM	SOLID MEDIUM	VPT	VERTICAL POINT OF TANGENCY
COR	CORNER	GIS	GEOGRAPHICAL INFORMATION SYSTEM	NB	NORTHBOUND	SB	SOUTHBOUND	WM	WATER METER
CORR	CORRUGATED	GRAN	GRANULAR	NE	NORTHEAST	SE	SOUTHEAST	VV	WATER VALVE
CMP	CORRUGATED METAL PIPE	GR	GRATE	NW	NORTHWEST	SPL	SPECIAL	WMAIN	WATER MAIN
CNTY	COUNTY	GRVL	GRAVEL	O/S	OFFSET	SD	SPECIAL DITCH	WB	WESTBOUND
CH	COUNTY HIGHWAY	GND	GROUND	O&C	OIL AND CHIP	SQ FT	SQUARE FEET	WILDFL	WILDFLOWERS
CSE	COURSE	GUT	GUTTER	OLID	OPEN LID	m ²	SQUARE METER	W	WITH
XSECT	CROSS SECTION	GP	GUY POLE	PAT	PATTERN	mm ²	SQUARE MILLIMETER	WO	WITHOUT
m ³	CUBIC METER	GW	GUY WIRE	PVD	PAVED	SQ YD	SQUARE YARD		
mm ³	CUBIC MILLIMETER	HH	HANDHOLE	PVMT	PAVEMENT	STB	STABILIZED		

 Illinois Department of Transportation	
PASSED <u>January 1, 2021</u>  ENGINEER OF POLICY AND PROCEDURES	ISSUED 1-1-97
APPROVED <u>January 1, 2021</u>  ENGINEER OF DESIGN AND ENVIRONMENT	



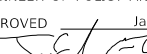
DATE	REVISIONS
1-1-21	Updated fonts, abbreviations and symbols.
1-1-19	Added new symbols.

**STANDARD SYMBOLS,
ABBREVIATIONS
AND PATTERNS**

(Sheet 1 of 9)

STANDARD 000001-08

<u>ADJUSTMENT ITEMS</u>		<u>EX</u>	<u>PR</u>	<u>ALIGNMENT ITEMS</u>		<u>EX</u>	<u>PR</u>	<u>DRAINAGE ITEMS</u>		<u>EX</u>	<u>PR</u>
Structure To Be Adjusted			ADJ	Baseline	_____	_____		Channel or Stream Line	-----	-----	
Structure To Be Cleaned			C	Centerline	-----	-----		Culvert Line	-----	-----	
Main Structure To Be Filled			FM	Centerline Break Circle	o	o		Grading & Shaping Ditches	-----	-----	
Structure To Be Filled			F	Baseline Symbol	BL	BL		Drainage Boundary Line	////	////	
Structure To Be Filled Special			FSP	Centerline Symbol	CL	CL		Paved Ditch	=====	=====	
Structure To Be Removed			R	PI Indicator	Δ	Δ		Aggregate Ditch	=====	=====	
Structure To Be Reconstructed			REC	Point Indicator	o	o		Pipe Underdrain	=====	=====	
Structure To Be Reconstructed Special			RSP	Horizontal Curve Data (Half Size)	EX. CURVE P.I. STA= Δ= D= R= T= L= E= e= T.R.= S.E. RUN= P.C. STA= P.T. STA=	CURVE P.I. STA= Δ= D= R= T= L= E= e= T.R.= S.E. RUN= P.C. STA= P.T. STA=		Storm Sewer	=====	=====	
Frame and Grate To Be Adjusted			A	<u>BOUNDARIES ITEMS</u>		<u>EX</u>	<u>PR</u>	Flowline	FL	FL	
Frame and Lid To Be Adjusted			A	Dashed Property Line	-----	-----		Ditch Check	◆	◆	
Domestic Service Box To Be Adjusted			A	Solid Property/Lot Line	_____	_____		Headwall	-	∩	
Valve Vault To Be Adjusted			A	Section/Grant Line	-----	-----		Inlet	□	■	
Special Adjustment			SP	Quarter Section Line	-----	-----		Manhole	⊙	⊙	
Item To Be Abandoned			AB	Quarter/Quarter Section Line	-----	-----		Summit	↔	↔	
Item To Be Moved			M	County/Township Line	-----	-----		Roadway Ditch Flow	~→	~→	
Item To Be Relocated			REL	State Line	-----	-----		Swale	→	→	
Pavement Removal and Replacement				Chiseled Square Found	□	□		Catch Basin	○	●	
				Iron Pipe Found	○	○		Culvert End Section	◁	◁	
				Iron Pipe Set	●	●		Water Surface Indicator	▽	▽	
				Survey Marker	◐	◐		Riprap	▒	▒	
				Property Line Symbol	PL	PL		<u>HYDRAULICS ITEMS</u>		<u>EX</u>	<u>PR</u>
				Same Ownership Symbol (Half Size)	↗	↗		Overflow	↪	↪	
				Northwest Quarter Corner (Half Size)	⊙	⊙		Sheet Flow	→	→	
				Section Corner (Half Size)	⊙	⊙		Hydrant Outlet	→	→	
				Southeast Quarter Corner (Half Size)	⊙	⊙		STANDARD SYMBOLS, ABBREVIATIONS AND PATTERNS (Sheet 2 of 9) STANDARD 000001-08			

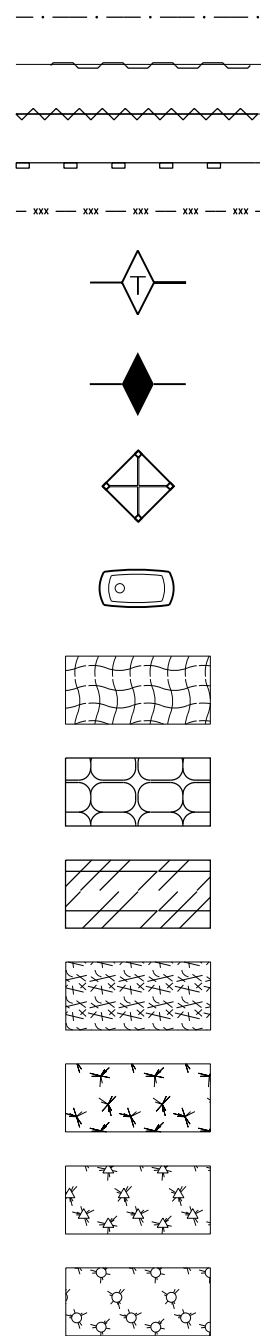

 Illinois Department of Transportation
 PASSED January 1, 2021

 ENGINEER OF POLICY AND PROCEDURES
 APPROVED January 1, 2021

 ENGINEER OF DESIGN AND ENVIRONMENT
 ISSUED 1-1-97

EROSION & SEDIMENT CONTROL ITEMS

EX

PR

- Cleaning & Grading Limits
- Dike
- Erosion Control Fence
- Perimeter Erosion Barrier
- Temporary Fence
- Ditch Check Temporary
- Ditch Check Permanent
- Inlet & Pipe Protection
- Sediment Basin
- Erosion Control Blanket
- Fabric Formed Concrete Revetment Mat
- Turf Reinforcement Mat
- Mulch Temporary
- Mulch Method 1
- Mulch Method 2 Stabilized
- Mulch Method 3 Hydraulic

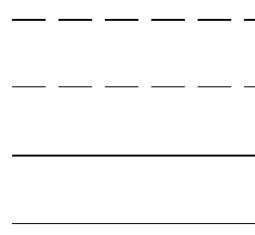


CONTOUR ITEMS

EX

PR

- Approx. Index Line
- Approx. Intermediate Line
- Index Contour
- Intermediate Contour

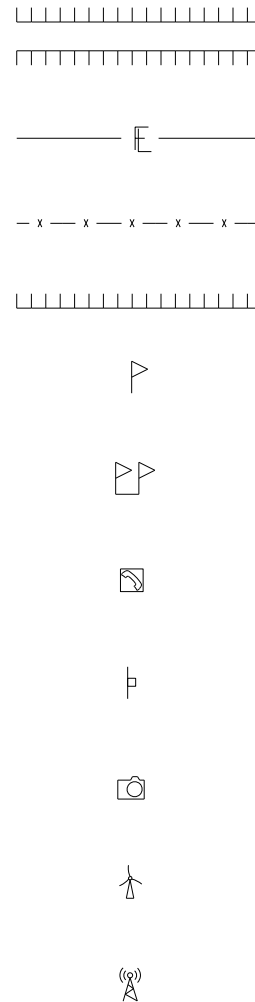


NON-HIGHWAY IMPROVEMENT ITEMS

EX

PR

- Noise Attn./Levee
- Field Line
- Fence
- Base of Levee
- Mailbox
- Multiple Mailboxes
- Pay Telephone
- Advertising Sign
- ITS* Camera
- Wind Turbine
- Cellular Tower



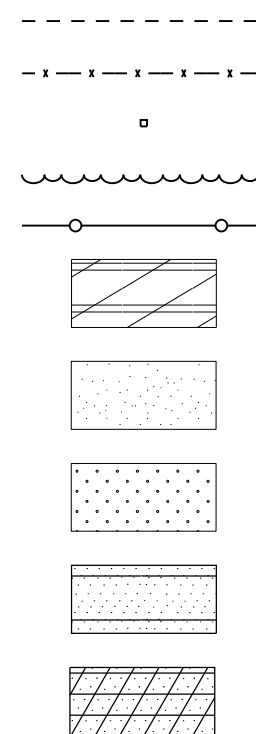
*Intelligent Transportation Systems

LANDSCAPING ITEMS

EX

PR

- Contour Mounding Line
- Fence
- Fence Post
- Shrubs
- Mowline
- Perennial Plants
- Seeding Class 2
- Seeding Class 2A
- Seeding Class 4
- Seeding Class 4 & 5 Combined

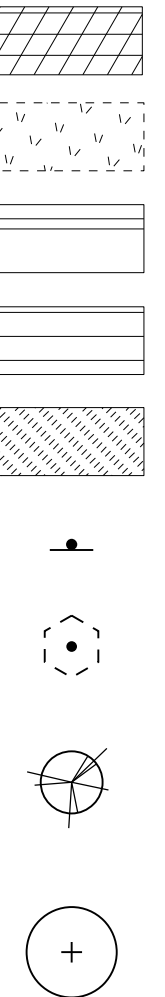


EXISTING LANDSCAPING ITEMS (contd.)

EX

PR

- Seeding Class 5
- Seeding Class 7
- Seedlings Type 1
- Seedlings Type 2
- Sodding
- Mowstake w/Sign
- Tree Trunk Protection
- Evergreen Tree
- Shade Tree

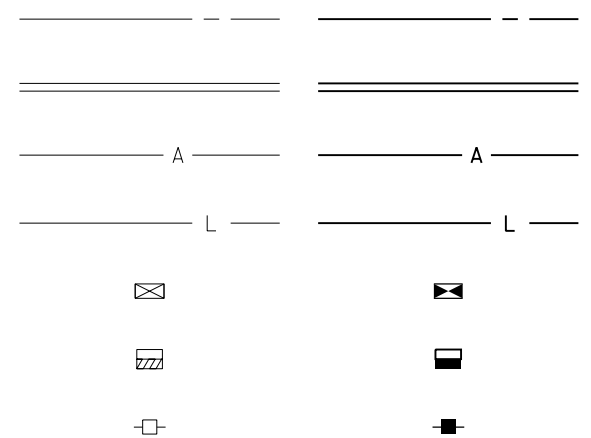


LIGHTING

EX

PR

- Duct
- Conduit
- Electrical Aerial Cable
- Electrical Buried Cable
- Controller
- Underpass Luminaire
- Power Pole



STANDARD SYMBOLS, ABBREVIATIONS AND PATTERNS

(Sheet 3 of 9)

STANDARD 000001-08

Illinois Department of Transportation

PASSED January 1, 2021

 ENGINEER OF POLICY AND PROCEDURES

ISSUED 1-1-97

APPROVED January 1, 2021

 ENGINEER OF DESIGN AND ENVIRONMENT

**LIGHTING
(contd.)**

EX

PR

Pull Point



Handhole



Heavy Duty Handhole



Junction Box



Light Unit Comb.



Electrical Ground



Traffic Flow Arrow



High Mast Pole
(Half Size)



Light Unit-1

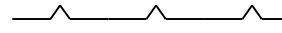


PAVEMENT (MISC.)

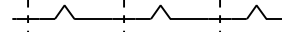
EX

PR

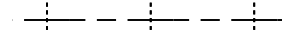
Keyed Long. Joint



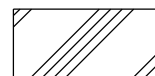
Keyed Long. Joint w/Tie Bars



Sawed Long. Joint w/Tie Bars



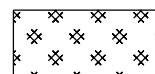
Bituminous Shoulder



Bituminous Taper



Stabilized Driveway



Widening



PAVEMENT MARKINGS

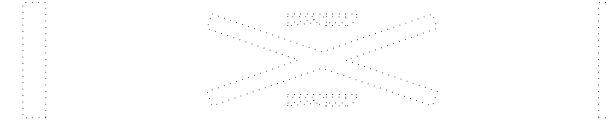
EX

PR

Handicap Symbol



RR Crossing



Raised Marker Amber 1 Way




Raised Marker Amber 2 Way



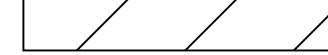
Raised Marker Crystal 1 Way



Two Way Turn Left



Shoulder Diag. Pattern



Skip-Dash White




Skip-Dash Yellow




Stop Line



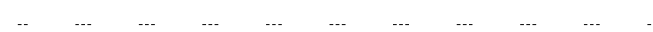
Solid Line


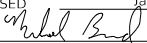



Double Centerline



Dotted Lines




 Illinois Department of Transportation
 PASSED January 1, 2021

 ENGINEER OF POLICY AND PROCEDURES
 APPROVED January 1, 2021

 ENGINEER OF DESIGN AND ENVIRONMENT

ISSUED 1-1-97

**STANDARD SYMBOLS,
ABBREVIATIONS
AND PATTERNS**
(Sheet 4 of 9)
STANDARD 000001-08

PAVEMENT MARKINGS
(contd.)

CL 2Ln 2Way
RRPM 12.2 m (40') o.c.

CL 2Ln 2Way
RRPM 80' (24.4 m) o.c.

CL Multilane Div.
RRPM 40' (12.2 m) o.c.

CL Multilane Div.
RRPM 80' (24.4 m) o.c.

CL Multilane Div. Dbl.
RRPM 80' (24.4 m) o.c.

CL Multilane Undiv.

Two Way Turn Left Line

Urban Combination Left

Urban Combination Right

Urban Left Turn Arrow

Urban Right Turn Arrow


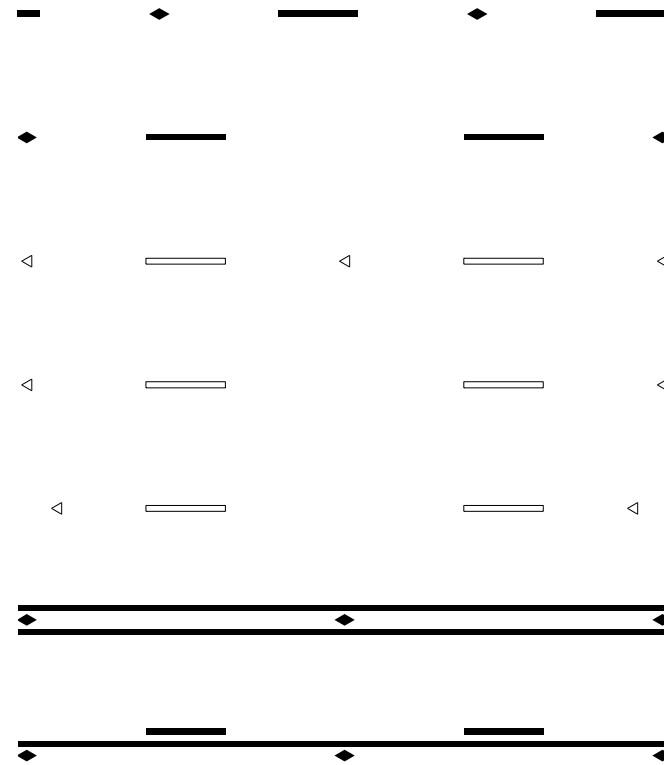
Urban Left Turn Only

Urban Right Turn Only

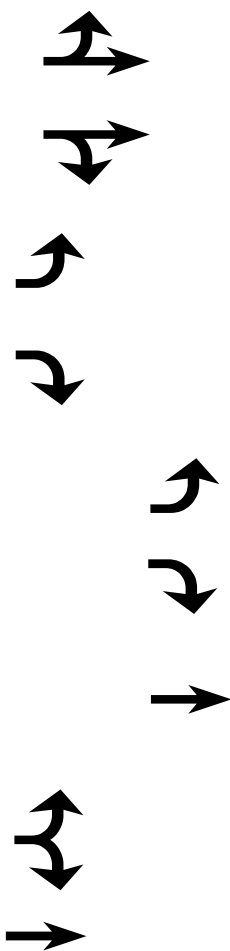
Urban Thru Only

EX

PR



ONLY
ONLY
ONLY




RAILROAD ITEMS

EX

PR

Abandoned Railroad



Railroad



Railroad Point



Control Box



Crossing Gate



Flashing Signal



Railroad Cant. Mast Arm



Crossbuck




REMOVAL ITEMS


EX

PR

Removal Tic



Bituminous Removal



Hatch Pattern



Tree Removal Single



RIGHT OF WAY ITEMS

EX

PR

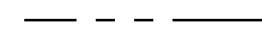
Future ROW Corner Monument



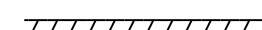

ROW Marker



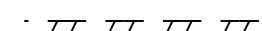
ROW Line



Easement



Temporary Easement



Illinois Department of Transportation

PASSED January 1, 2021
Michael Bond
ENGINEER OF POLICY AND PROCEDURES

APPROVED January 1, 2021
Scott Clark
ENGINEER OF DESIGN AND ENVIRONMENT

ISSUED 1-1-97

Urban LT & RT Turn Arrow

Urban Thru Arrow

**STANDARD SYMBOLS,
ABBREVIATIONS
AND PATTERNS**
(Sheet 5 of 9)

STANDARD 000001-08

PAVEMENT MARKINGS
(contd.)

EX

PR

Urban U-Turn



Urban Combined U-Turn



Rural Combination Left



Rural Combination Right




Rural Left Turn Arrow



Rural Right Turn Arrow




Rural Left Turn Only



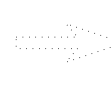

ONLY ONLY ONLY



Rural Right Turn Only



Rural Thru Only





Rural Thru Arrow



Rural Lt & Rt Turn Arrow



Bike Lane Symbol



Bike Lane Text



Bike Path Shared



Bike Shared Roadway



Lane Drop Symbol



Wrong Way Arrow



Illinois Department of Transportation
 PASSED January 1, 2021

 ENGINEER OF POLICY AND PROCEDURES
 APPROVED January 1, 2021

 ENGINEER OF DESIGN AND ENVIRONMENT

ISSUED 1-1-97

**STANDARD SYMBOLS,
 ABBREVIATIONS
 AND PATTERNS**
(Sheet 6 of 9)
STANDARD 000001-08

**RIGHT OF WAY ITEMS
(contd.)**

	<u>EX</u>	<u>PR</u>
Access Control Line	—	— AC —
Access Control Line & ROW	— AC —	— AC —
Access Control Line & ROW with Fence	— x — AC —	— x — AC — x —
Excess ROW Line		— XS —

**ROADWAY PLAN
ITEMS**

	<u>EX</u>	<u>PR</u>
Cable Barrier		
Concrete Barrier		
Edge of Pavement	---	---
Bit Shoulders, Medians and C&G Line	---	---
Aggregate Shoulder	---	---
Sidewalks, Driveways	---	---
Guardrail		
Guardrail Post	□	
Traffic Sign		
Corrugated Median		
Impact Attenuator		
North Arrow with District Office (Half Size)		
Match Line		STA. 45+00
Slope Limit Line	---	
Typical Cross-Section Line	---	---

ROADWAY PROFILES

	<u>EX</u>	<u>PR</u>
P.I. Indicator	△	△
Point Indicator	○	○
Earthworks Balance Point		
Begin Point		
Vert. Curve Data	VPI = ELEV = L = E =	VPI = ELEV = L = E =
Ditch Profile Left Side	-----	-----
Ditch Profile Right Side	-----	-----
Roadway Profile Line	-----	-----
Storm Sewer Profile Left Side	-----	-----
Storm Sewer Profile Right Side	-----	-----

SIGNING ITEMS

	<u>EX</u>	<u>PR</u>
Cone, Drum or Barricade		○
Barricade Type II		
Barricade Type III		TT
Barricade With Edge Line		
Flashing Light Sign		○
Panels I		
Panels II		
Direction of Traffic		
Sign Flag (Half Size)		

**SIGNING ITEMS
(contd.)**

	<u>EX</u>	<u>PR</u>
Reverse Left W1-4L (Half Size)		
Reverse Right W1-4R (Half Size)		
Two Way Traffic Sign W6-3 (Half Size)		
Detour Ahead W20-2(O) (Half Size)		
Left Lane Closed Ahead W20-5L(O) (Half Size)		
Right Lane Closed Ahead W20-5R(O) (Half Size)		
Road Closed Ahead W20-3(O) (Half Size)		
Road Construction Ahead W20-1(O) (Half Size)		
Single Lane Ahead (Half Size)		
Transition Left W4-2L (Half Size)		
Transition Right W4-2R (Half Size)		

Illinois Department of Transportation

PASSED January 1, 2021
Michael Bond
ENGINEER OF POLICY AND PROCEDURES

APPROVED January 1, 2021
Joe E. Cole
ENGINEER OF DESIGN AND ENVIRONMENT

ISSUED 1-1-97

**STANDARD SYMBOLS,
ABBREVIATIONS
AND PATTERNS**
(Sheet 7 of 9)


STANDARD 000001-08

SIGNING ITEMS
(contd.)


EX

PR

One Way Arrow Lrg. W1-6-(O)
(Half Size)



Two Way Arrow Large W1-7-(O)
(Half Size)



Detour M4-10L-(O)
(Half Size)



Detour M4-10R-(O)
(Half Size)



One Way Left R6-1L
(Half Size)



One Way Right R6-1R
(Half Size)



Left Turn Lane R3-I100L
(Half Size)



Keep Left R4-7AL
(Half Size)



Keep Left R4-7BL
(Half Size)



Keep Right R4-7AR
(Half Size)



Keep Right R4-7BR
(Half Size)



Stop Here On Red R10-6-AL
(Half Size)



Stop Here On Red R10-6-AR
(Half Size)



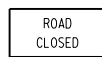
No Left Turn R3-2
(Half Size)



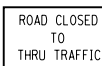
No Right Turn R3-1
(Half Size)



Road Closed R11-2
(Half Size)



Road Closed Thru Traffic R11-2
(Half Size)




STRUCTURES ITEMS

EX

PR


Box Culvert Barrel



Box Culvert Headwall




Bridge Pier



Bridge



Retaining Wall



Temporary Sheet Piling



TRAFFIC SHEET
ITEMS

EX

PR

Cable Number



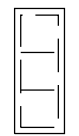
Left Turn Green



Left Turn Yellow



Signal Backplate



Signal Section 8" (200 mm)



Signal Section 12" (300 mm)



Walk/Don't Walk Letters



Walk/Don't Walk Symbols



TRAFFIC SIGNAL
ITEMS

EX

PR

Galv. Steel Conduit



Underground Cable



Detector Loop Line



Detector Loop Large



Detector Loop Small



Detector Loop Quadrapole



STANDARD SYMBOLS,
ABBREVIATIONS
AND PATTERNS

(Sheet 8 of 9)

STANDARD 000001-08

Illinois Department of Transportation

PASSED January 1, 2021
Michael Bond
ENGINEER OF POLICY AND PROCEDURES

APPROVED January 1, 2021
Joe E. Cole
ENGINEER OF DESIGN AND ENVIRONMENT

ISSUED 1-1-97

TRAFFIC SIGNAL ITEMS (contd.)

EX

PR

Detector Raceway



Aluminum Mast Arm



Steel Mast Arm



Veh. Detector Magnetic



Conduit Splice



Controller



Gulfbox Junction



Wood Pole



Temp. Signal Head



Handhole



Double Handhole



Heavy Duty Handhole



Junction Box



Ped. Pushbutton Detector



Ped. Signal Head



Power Pole Service



Priority Veh. Detector



Signal Head



Signal Head w/Backplate



Signal Post



Closed Circuit TV



Video Detector System



UNDERGROUND UTILITY ITEMS

EX

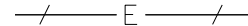
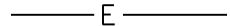
PR

ABANDONED

Cable TV



Electric Cable



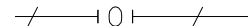
Fiber Optic



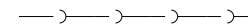

Gas Pipe



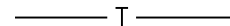
Oil Pipe



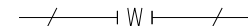
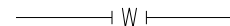
Sanitary Sewer



Telephone Cable



Water Pipe



UTILITIES ITEMS

EX

PR

Controller



Double Handhole



Fire Hydrant



GuyWire or Deadman Anchor



Handhole



Heavy Duty Handhole



Junction Box



Light Pole



Manhole



Monitoring Well (Gasoline)



Pipeline Warning Sign



Power Pole



Power Pole with Light



Sanitary Sewer Cleanout



Splice Box Above Ground



Telephone Splice Box Above Ground



Telephone Pole



UTILITY ITEMS (contd.)

EX

PR

Traffic Signal



Traffic Signal Control Box



Water Meter



Water Meter Valve Box



Profile Line



Aerial Power Line



VEGETATION ITEMS

EX

PR

Deciduous Tree



Bush or Shrub



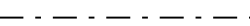
Evergreen Tree



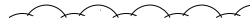
Stump



Orchard/Nursery Line



Vegetation Line



Woods & Bush Line

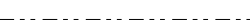


WATER FEATURE ITEMS

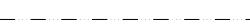
EX

PR

Stream or Drainage Ditch



Waters Edge



Water Surface Indicator



Water Point



Disappearing Ditch



Marsh



Marsh/Swamp Boundary



Illinois Department of Transportation

PASSED January 1, 2021
Michael Bond
 ENGINEER OF POLICY AND PROCEDURES


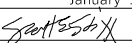
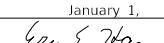
ISSUED 1-1-97

APPROVED January 1, 2021
Joe E. Cole
 ENGINEER OF DESIGN AND ENVIRONMENT

STANDARD SYMBOLS, ABBREVIATIONS AND PATTERNS
 (Sheet 9 of 9)

STANDARD 000001-08

REINFORCEMENT BARS - ENGLISH (METRIC)																	
Bar Size	Dia. in. mm	Cross-Sectional Area sq. in. (sq. mm)	Weight lbs./ft. kg/m	SPACING, in. (mm)													
				4 (100)	4½ (115)	5 (125)	5½ (140)	6 (150)	6½ (165)	7 (175)	7½ (190)	8 (200)	8½ (215)	9 (225)	10 (250)	11 (275)	12 (300)
English (metric)				AREA OF STEEL PER FOOT (METER), sq. in. (sq. mm)													
3 (10)	0.375 (9.5)	0.110 (71)	0.376 (0.560)	0.330 (710)	0.293 (617)	0.264 (568)	0.240 (507)	0.220 (473)	0.203 (430)	0.189 (406)	0.176 (374)	0.165 (355)	0.155 (330)	0.147 (316)	0.132 (284)	0.120 (258)	0.110 (237)
4 (13)	0.500 (12.7)	0.196 (129)	0.668 (0.944)	0.588 (1290)	0.523 (1122)	0.470 (1032)	0.428 (921)	0.392 (860)	0.362 (782)	0.336 (737)	0.314 (679)	0.294 (645)	0.277 (600)	0.261 (573)	0.235 (516)	0.214 (469)	0.196 (430)
5 (16)	0.625 (15.9)	0.307 (199)	1.043 (1.552)	0.921 (1990)	0.819 (1730)	0.737 (1592)	0.670 (1421)	0.614 (1327)	0.567 (1206)	0.526 (1137)	0.491 (1047)	0.461 (995)	0.433 (926)	0.409 (884)	0.368 (796)	0.335 (724)	0.307 (663)
6 (19)	0.750 (19.1)	0.442 (284)	1.502 (2.235)	1.326 (2840)	1.179 (2470)	1.061 (2272)	0.964 (2029)	0.884 (1893)	0.816 (1721)	0.758 (1623)	0.707 (1495)	0.663 (1420)	0.624 (1321)	0.589 (1262)	0.530 (1136)	0.482 (1033)	0.442 (947)
7 (22)	0.875 (22.2)	0.601 (387)	2.044 (3.042)	1.803 (3870)	1.603 (3365)	1.442 (3096)	1.311 (2764)	1.202 (2580)	1.110 (2345)	1.030 (2211)	0.962 (2037)	0.902 (1935)	0.848 (1800)	0.801 (1720)	0.721 (1548)	0.656 (1407)	0.601 (1290)
8 (25)	1.000 (25.4)	0.785 (510)	2.670 (3.973)	2.355 (5100)	2.093 (4435)	1.884 (4080)	1.713 (3543)	1.570 (3400)	1.449 (3091)	1.346 (2914)	1.256 (2684)	1.178 (2550)	1.108 (2372)	1.047 (2267)	0.942 (2040)	0.856 (1855)	0.785 (1700)
9 (29)	1.128 (28.7)	1.000 (645)	3.400 (5.060)	3.000 (6450)	2.667 (5609)	2.400 (5160)	2.182 (4607)	2.000 (4300)	1.846 (3909)	1.714 (3686)	1.600 (3395)	1.500 (3225)	1.412 (3000)	1.333 (2867)	1.200 (2580)	1.091 (2345)	1.000 (2150)
10 (32)	1.270 (32.3)	1.267 (819)	4.303 (6.404)	3.801 (8190)	3.379 (7122)	3.041 (6552)	2.764 (5850)	2.534 (5460)	2.339 (4964)	2.172 (4680)	2.027 (4311)	1.901 (4095)	1.789 (3809)	1.689 (3640)	1.520 (3276)	1.382 (2978)	1.267 (2730)
11 (36)	1.410 (35.8)	1.561 (1006)	5.313 (7.907)	4.683 (10060)	4.163 (8748)	3.746 (8048)	3.406 (7186)	3.122 (6707)	2.882 (6097)	2.676 (5749)	2.498 (5295)	2.342 (5030)	2.204 (4679)	2.081 (4471)	1.873 (4024)	1.703 (3658)	1.561 (3353)

 Illinois Department of Transportation
 PASSED January 1, 2009

 ENGINEER OF POLICY AND PROCEDURES
 APPROVED January 1, 2009

 ENGINEER OF DESIGN AND ENVIRONMENT

ISSUED 1-1-97

DATE	REVISIONS
1-1-09	Switched units to English (metric).
1-1-07	Deleted metric table. Soft converted English table.

AREAS OF REINFORCEMENT BARS
STANDARD 001001-02

DECIMAL OF AN INCH AND OF A FOOT

A		B		A		B		A		B		A		B			
1/64	0.0052	1/16	1 1/64	0.171875	2 1/16	1 1/32	0.3385	4 1/16	3 3/64	0.5052	6 1/16	4 3/64	0.671875	8 1/16	2 7/32	0.8385	10 1/16
	0.0104	1/8		0.1771	2 1/8		0.34375	4 1/8		0.5104	6 1/8		0.6771	8 1/8		0.84375	10 1/8
	0.015625	3/16		0.1823	2 3/16		0.3490	4 3/16		0.515625	6 3/16		0.6823	8 3/16		0.8490	10 3/16
	0.0208	1/4		0.1875	2 1/4		0.3542	4 1/4		0.5208	6 1/4		0.6875	8 1/4		0.8542	10 1/4
1/32	0.0260	5/16	1 3/64	0.1927	2 5/16	2 3/64	0.359375	4 5/16	1 7/32	0.5260	6 5/16	4 5/64	0.6927	8 5/16	5 5/64	0.859375	10 5/16
	0.03125	3/8		0.1979	2 3/8		0.3646	4 3/8		0.53125	6 3/8		0.6979	8 3/8		0.8646	10 3/8
	0.0365	7/16		0.203125	2 7/16		0.3698	4 7/16		0.5365	6 7/16		0.703125	8 7/16		0.8698	10 7/16
	0.0417	1/2		0.2083	2 1/2		0.3750	4 1/2		0.5417	6 1/2		0.7083	8 1/2		0.8750	10 1/2
3/64	0.046875	9/16	1 5/32	0.2135	2 9/16	2 5/64	0.3802	4 9/16	3 5/64	0.546875	6 9/16	4 5/32	0.7135	8 9/16	5 5/64	0.8802	10 9/16
	0.0521	5/8		0.21875	2 5/8		0.3854	4 5/8		0.5521	6 5/8		0.71875	8 5/8		0.8854	10 5/8
	0.0573	1 1/16		0.2240	2 1 1/16		0.390625	4 1 1/16		0.5573	6 1 1/16		0.7240	8 1 1/16		0.890625	10 1 1/16
	0.0625	3/4		0.2292	2 3/4		0.3958	4 3/4		0.5625	6 3/4		0.7292	8 3/4		0.8958	10 3/4
1/16	0.0677	1 3/16	1 5/64	0.234375	2 1 3/16	1 13/32	0.4010	4 1 3/16	3 5/16	0.5677	6 1 3/16	4 7/64	0.734375	8 1 3/16	5 9/64	0.9010	10 1 3/16
	0.0729	7/8		0.2396	2 7/8		0.40625	4 7/8		0.5729	6 7/8		0.7396	8 7/8		0.90625	10 7/8
	0.078125	1 1/8		0.2448	2 1 1/8		0.4115	4 1 1/8		0.578125	6 1 1/8		0.7448	8 1 1/8		0.9115	10 1 1/8
	0.0833	1		0.2500	3		0.4167	5		0.5833	7		0.7500	9		0.9167	11
3/32	0.0885	1 1/16	1 7/64	0.2552	3 1/16	2 7/64	0.421875	5 1/16	1 9/32	0.5885	7 1/16	4 9/64	0.7552	9 1/16	5 9/64	0.921875	11 1/16
	0.09375	1 1/8		0.2604	3 1/8		0.4271	5 1/8		0.59375	7 1/8		0.7604	9 1/8		0.9271	11 1/8
	0.0990	1 3/16		0.265625	3 3/16		0.4323	5 3/16		0.5990	7 3/16		0.765625	9 3/16		0.9323	11 3/16
	0.1042	1 1/4		0.2708	3 1/4		0.4375	5 1/4		0.6042	7 1/4		0.7708	9 1/4		0.9375	11 1/4
7/64	0.109375	1 5/16	1 9/32	0.2760	3 5/16	2 9/64	0.4427	5 5/16	3 9/64	0.609375	7 5/16	2 5/32	0.7760	9 5/16	6 1/64	0.9427	11 5/16
	0.1146	1 3/8		0.28125	3 3/8		0.4479	5 3/8		0.6146	7 3/8		0.78125	9 3/8		0.9479	11 3/8
	0.1198	1 7/16		0.2865	3 7/16		0.453125	5 7/16		0.6198	7 7/16		0.7865	9 7/16		0.953125	11 7/16
	0.1250	1 1/2		0.2917	3 1/2		0.4583	5 1/2		0.6250	7 1/2		0.7917	9 1/2		0.9583	11 1/2
1/8	0.1302	1 9/16	1 13/64	0.296875	3 9/16	1 19/32	0.4635	5 9/16	4 13/64	0.6302	7 9/16	5 13/64	0.796875	9 9/16	6 13/64	0.9635	11 9/16
	0.1354	1 5/8		0.3021	3 5/8		0.46875	5 5/8		0.6354	7 5/8		0.8021	9 5/8		0.96875	11 5/8
	0.140625	1 1 1/16		0.3073	3 1 1/16		0.4740	5 1 1/16		0.640625	7 1 1/16		0.8073	9 1 1/16		0.9740	11 1 1/16
	0.1458	1 3/4		0.3125	3 3/4		0.4792	5 3/4		0.6458	7 3/4		0.8125	9 3/4		0.9792	11 3/4
5/32	0.1510	1 13/16	2 1/64	0.3177	3 13/16	3 1/64	0.484375	5 13/16	2 1/32	0.6510	7 13/16	5 1/64	0.8177	9 13/16	6 1/64	0.984375	11 13/16
	0.15625	1 7/8		0.3229	3 7/8		0.4896	5 7/8		0.65625	7 7/8		0.8229	9 7/8		0.9896	11 7/8
	0.1615	1 15/16		0.328125	3 15/16		0.4948	5 15/16		0.6615	7 15/16		0.828125	9 15/16		0.9948	11 15/16
	0.1667	2		0.3333	4		0.5000	6		0.6667	8		0.8333	10		1.0000	12

A = Fractions of Inch or Foot

B = Inch Equivalents to Foot Fractions

Illinois Department of Transportation

PASSED January 1, 1997
Charles G. ...
 ENGINEER OF POLICY AND PROCEDURES

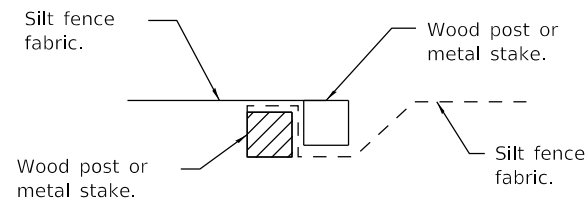
APPROVED January 1, 1997
Ray ...
 ENGINEER OF DESIGN AND ENVIRONMENT

ISSUED 1-1-97

DATE	REVISIONS
1-1-97	New Standard.

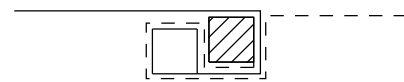
DECIMAL OF AN INCH AND OF A FOOT

STANDARD 001006



Place end-post (stake) of first silt fence adjacent to end-post (stake) of second silt fence with fabric positioned as shown.

STEP 1

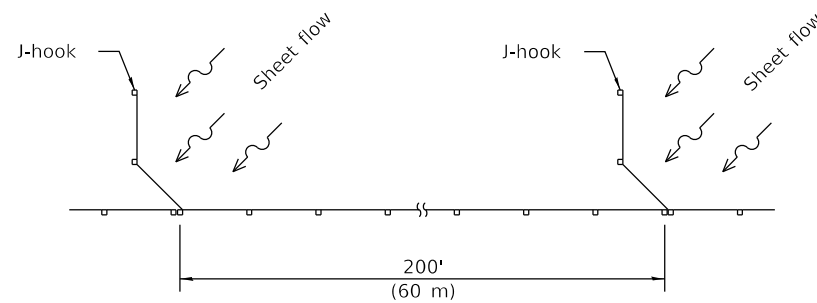


Rotate posts (stakes) together 180° clockwise and drive both posts (stakes) 18 (450) into ground.

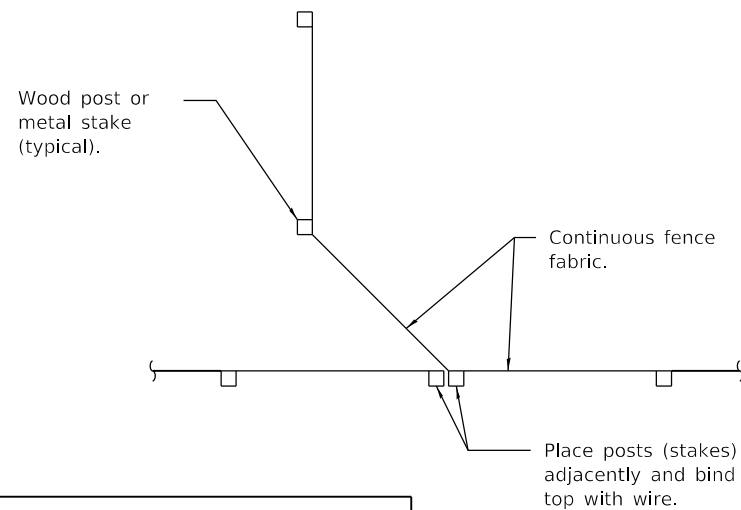
STEP 2

ATTACHING TWO SILT FILTER FENCES

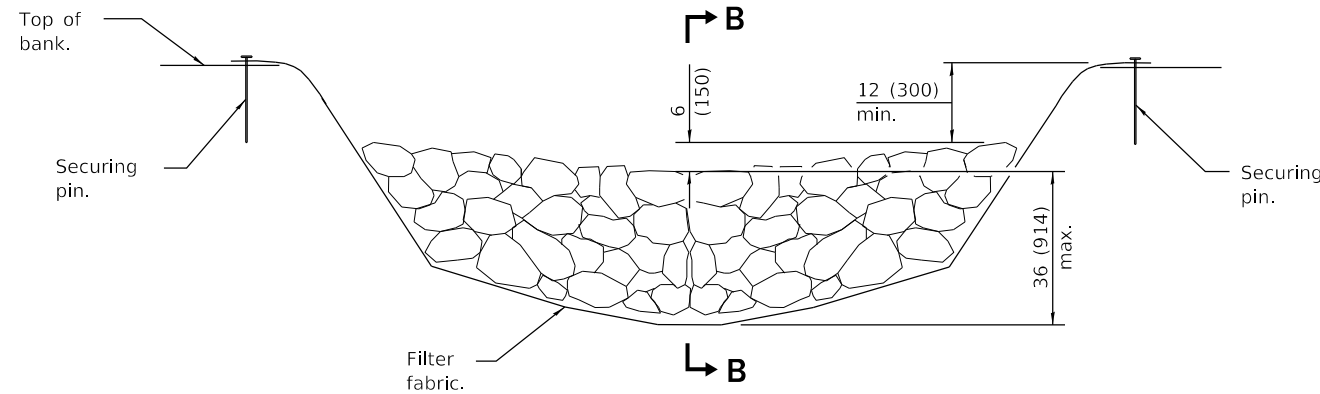
(Not applicable for J-hooks)



SILT FILTER J-HOOK PLACEMENT

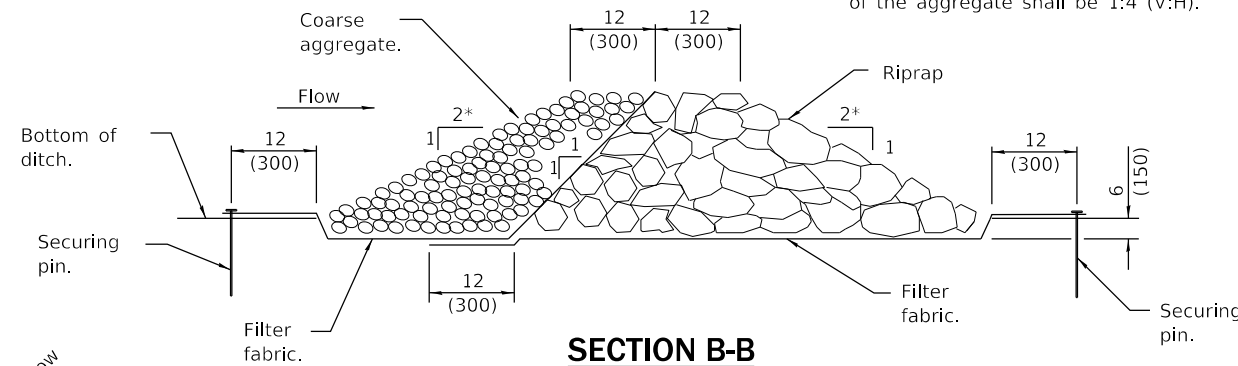


J-HOOK



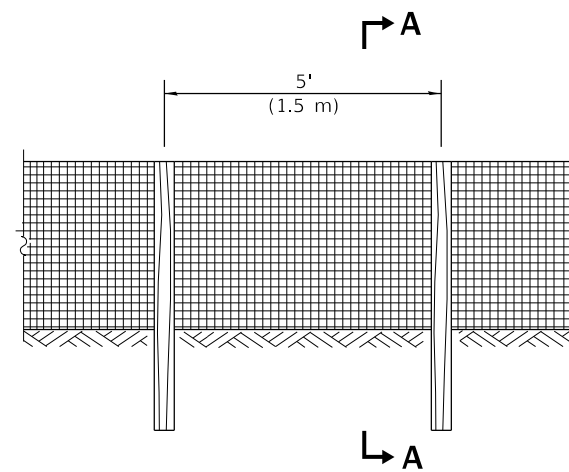
ELEVATION

* When the ditch check is within the clear zone and the road is open to traffic, the traffic approach slope of the aggregate shall be 1:4 (V:H).



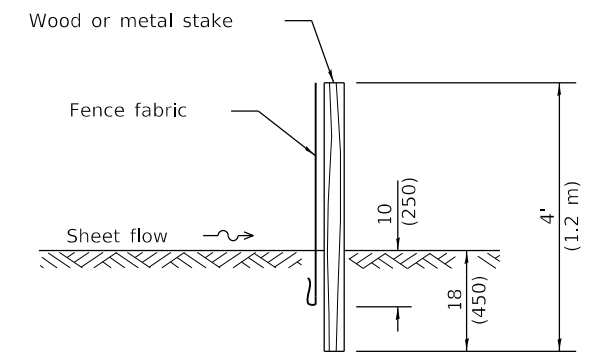
SECTION B-B

AGGREGATE DITCH CHECK

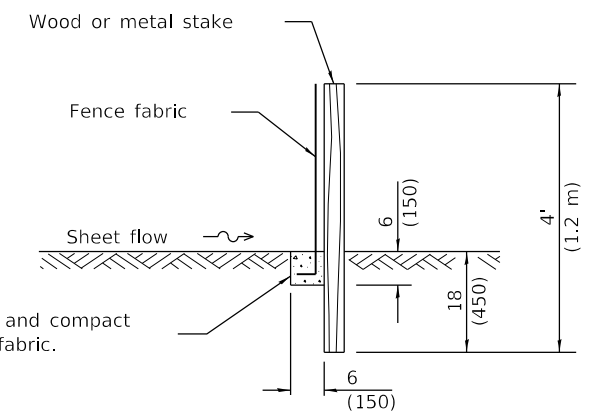


ELEVATION

SILT FILTER FENCE AS A PERIMETER EROSION BARRIER



SLICE METHOD



TRENCH METHOD

SECTION A-A

Excavate, backfill and compact trench to secure fabric.

GENERAL NOTES

The installation details and dimensions shown for perimeter erosion barriers shall also apply for inlet and pipe protection.

All dimensions are in inches (millimeters) unless otherwise shown.

Illinois Department of Transportation

PASSED January 1, 2013
Michael Beard
 ENGINEER OF POLICY AND PROCEDURES

APPROVED January 1, 2013
[Signature]
 ENGINEER OF DESIGN AND ENVIRONMENT

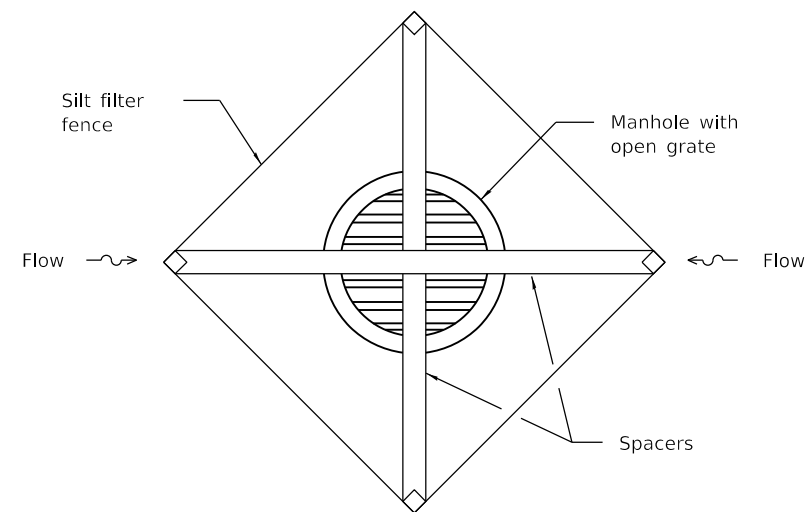
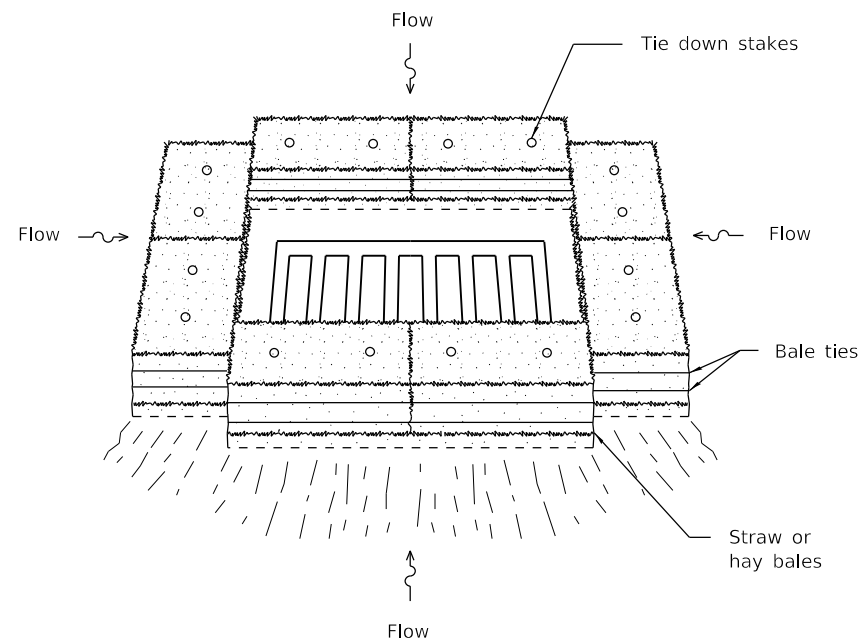
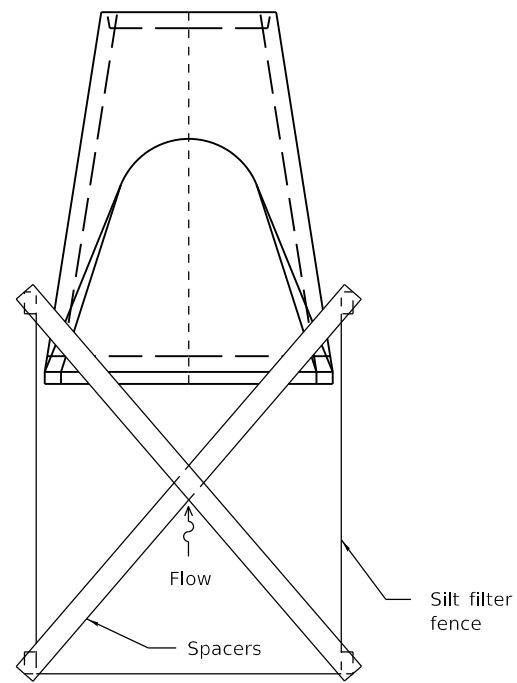
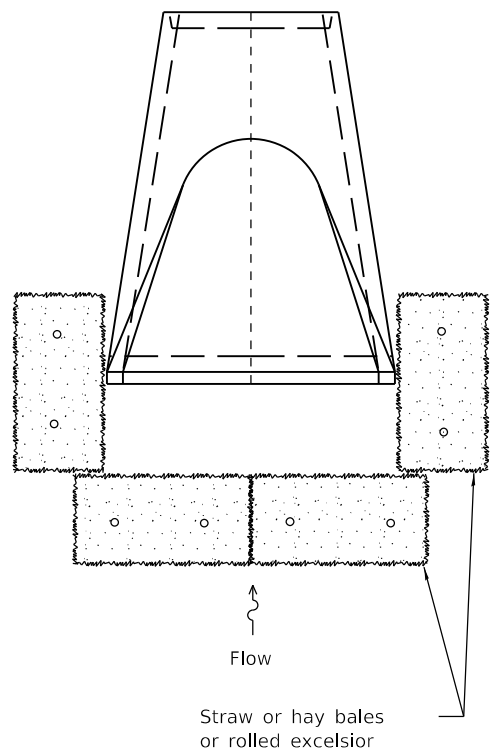
ISSUED 1-1-97

DATE	REVISIONS
1-1-13	Corrected notation for flowline (f _l) on SEDIMENT BASIN ELEVATION.
1-1-12	Omitted hay/straw perimeter barrier. Added SLICE METHOD to SECTION A-A.

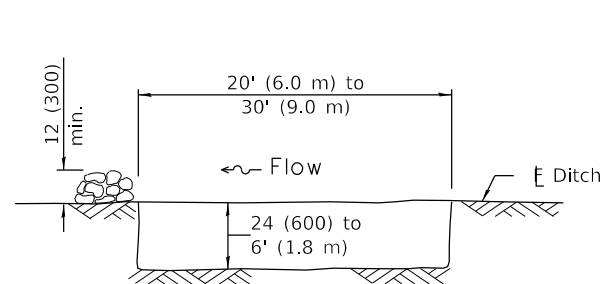
TEMPORARY EROSION CONTROL SYSTEMS

(Sheet 1 of 2)

STANDARD 280001-07

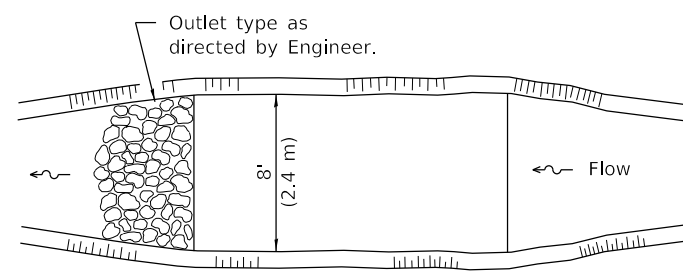


INLET AND PIPE PROTECTION



The performance of the basin will improve if put into a series.

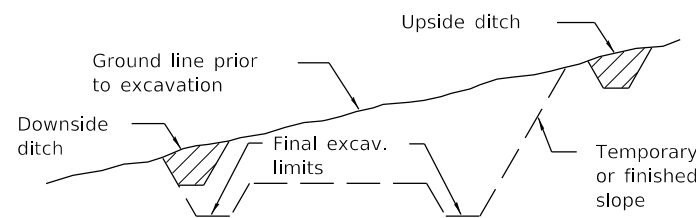
ELEVATION



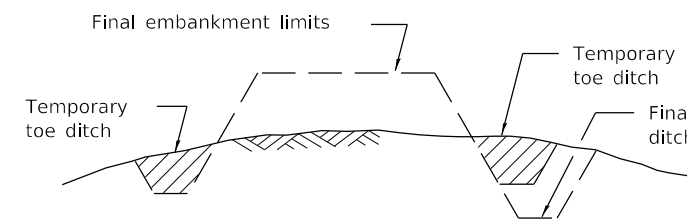
The long dimension should be parallel with the direction of the flow. Accumulated silt shall be removed anytime the basins become 75% filled.

PLAN

SEDIMENT BASIN



TYPICAL CUT CROSS-SECTION



TYPICAL FILL CROSS-SECTION

TEMPORARY DITCHES FOR CUT & FILL SECTIONS

Illinois Department of Transportation

PASSED January 1, 2013
Michael Beard
 ENGINEER OF POLICY AND PROCEDURES

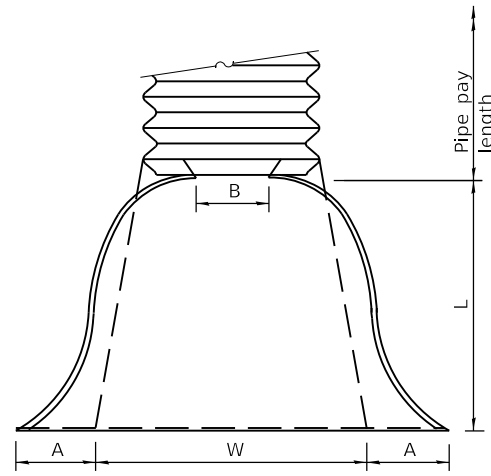
APPROVED January 1, 2013
[Signature]
 ENGINEER OF DESIGN AND ENVIRONMENT

ISSUED 1-1-97

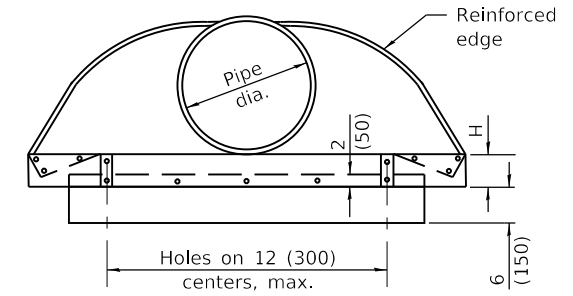
TEMPORARY EROSION CONTROL SYSTEMS
 (Sheet 2 of 2)

STANDARD 280001-07

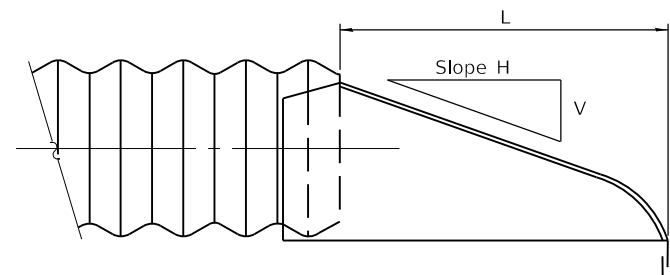
PIPE DIA.	THICKNESS	DIMENSIONS					SLOPE (Approx.) (V:H)	BODY
		A	B	H	L	W		
12 (300)	0.064 (1.63)	1± (25)	6 (150)	6 (150)	1± (25)	1½± (38)	2± (50)	1 Pc.
15 (375)	0.064 (1.63)	7 (180)	8 (205)	6 (150)	26 (660)	30 (760)	1:2½	1 Pc.
18 (450)	0.064 (1.63)	8 (205)	10 (255)	6 (150)	31 (785)	36 (915)	1:2½	1 Pc.
21 (525)	0.064 (1.63)	9 (230)	12 (305)	6 (150)	36 (915)	42 (1,065 m)	1:2½	1 Pc.
24 (600)	0.064 (1.63)	10 (255)	13 (330)	6 (150)	41 (1,040 m)	48 (1,220 m)	1:2½	1 Pc.
30 (750)	0.079 (2.01)	12 (305)	16 (405)	8 (205)	51 (1,295 m)	60 (1,525 m)	1:2½	1 Pc.
36 (900)	0.079 (2.01)	14 (355)	19 (480)	9 (230)	60 (1,525 m)	72 (1,830 m)	1:2½	2 Pc.
42 (1050)	0.109 (2.77)	16 (405)	22 (560)	11 (280)	69 (1,750 m)	84 (2,135 m)	1:2½	2 Pc.
48 (1200)	0.109 (2.77)	18 (455)	27 (685)	12 (305)	78 (1,980 m)	90 (2,285 m)	1:2¼	2 Pc.
54 (1350)	0.109 (2.77)	18 (455)	30 (760)	12 (305)	84 (2,135 m)	102 (2,590 m)	1:2	2 Pc.
60 (1500)	0.109 (2.77)	18 (455)	33 (840)	12 (305)	87 (2,210 m)	114 (2,895 m)	1:1¾	3 Pc.
66 (1650)	0.109 (2.77)	18 (455)	36 (915)	12 (305)	87 (2,210 m)	120 (3,050 m)	1:1½	3 Pc.
72 (1800)	0.109 (2.77)	18 (455)	39 (990)	12 (305)	87 (2,210 m)	126 (3,200 m)	1:1⅓	3 Pc.
78 (1950)	0.109 (2.77)	18 (455)	42 (1,065 m)	12 (305)	87 (2,210 m)	132 (3,355 m)	1:1¼	3 Pc.
84 (2250)	0.109 (2.77)	18 (455)	45 (1,145 m)	12 (305)	87 (2,210 m)	138 (3,505 m)	1:1⅓	3 Pc.



PLAN



END VIEW



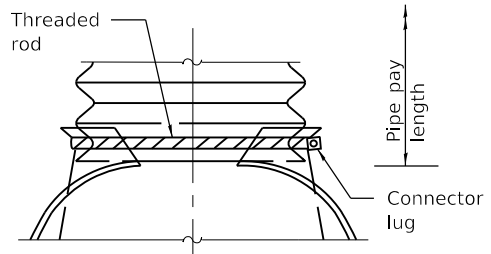
SIDE VIEW

END SECTION

NOTES

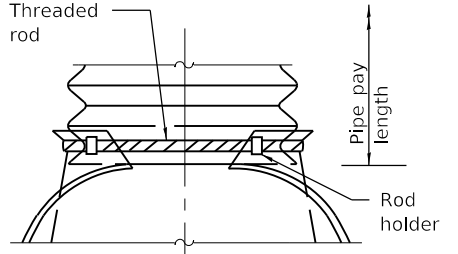
For 60 (1500) thru 84 (2250) sizes, reinforced edges shall be supplemented with stiffener angles. The angles shall be 2x2x¼(51x51x6.4) for 60 (1500) thru 72 (1800) diameter and 2½x2½x¼ (64x64x6.4) for 78 (1950) thru 84 (2250) diameter. The angles shall be attached by ⅝ (M10) rivets or bolts.

All slope ratios are expressed as units of vertical displacement to units of horizontal displacement (V:H).



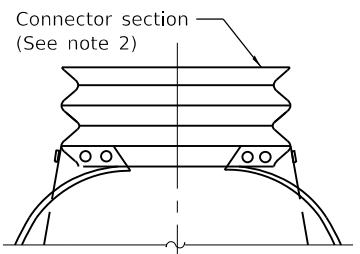
TYPE 1

For 12 (300) thru 24 (600) only
(See Note 1)



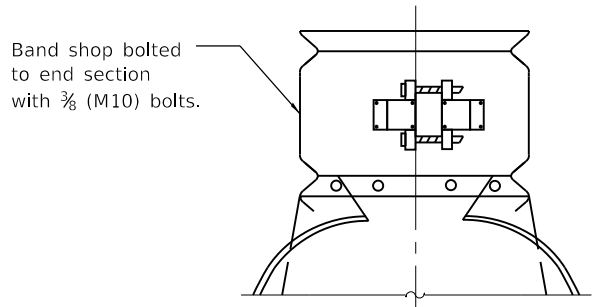
TYPE 2

For 30 (750) and 36 (900) only
(See Note 1)



TYPE 3

(See Note 2)



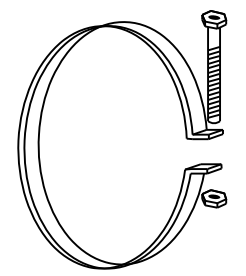
TYPE 4

(See Note 3)

NOTES

- Types 1 and 2 for pipes with annular ends only.
- Type 3 connection may be used for all pipe sizes and includes 12 (300) of the pipe length. The connector section shall be attached to the end section by rivets or bolts and shall be the same metal thickness as the end section. Stub shall be either 2⅔ (68) pitch x ½ (13) depth or 3 (75) pitch x 1 (25) depth annular corrugated pipe.
- Type 4 connection can be used for all pipe sizes. Coupler shall be 2⅔ x ½ (68x13) dimple, hugger, or annular band of 3x1 (75x25). The dimple, hugger, or annular band may be used with corrugated metal pipes having annular ends. For corrugated metal pipes having helical ends, only the dimple band will be allowed.

All dimensions are in inches (millimeters) unless otherwise shown.



ALTERNATE STRAP CONNECTOR

(For Type 1 only)

1 (25) wide, 0.109 (2.77) thick strap with standard ½x6 (M12x150) band bolt and nut.

CONNECTIONS OF END SECTIONS

DATE	REVISIONS
1-1-21	Revised THICKNESS values in table.
1-1-18	Renamed standard.

METAL FLARED END SECTION FOR PIPE CULVERTS

STANDARD 542401-04

Illinois Department of Transportation

PASSED January 1, 2021

 ENGINEER OF POLICY AND PROCEDURES

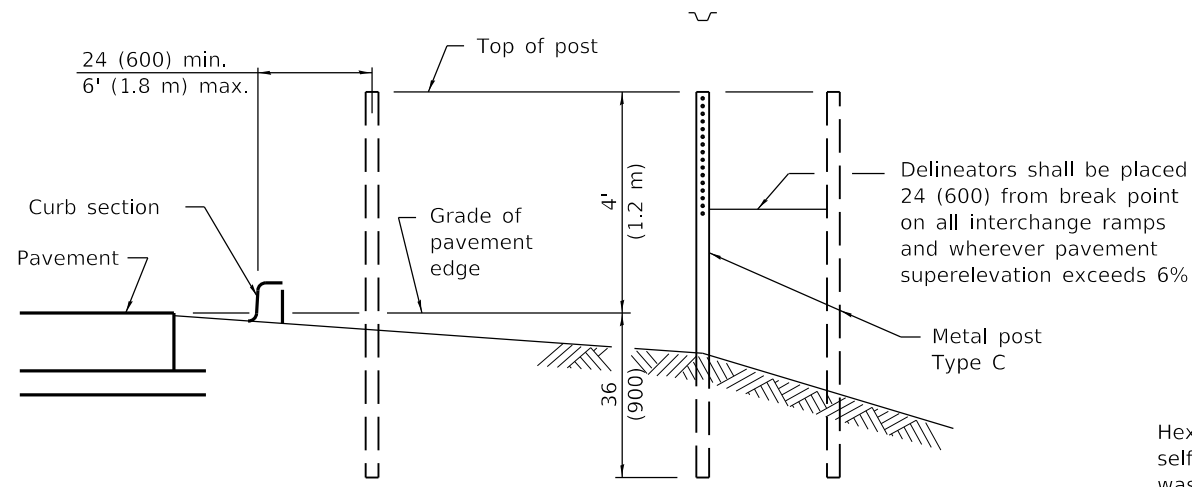
APPROVED January 1, 2021

 ENGINEER OF DESIGN AND ENVIRONMENT

ISSUED 1-1-97

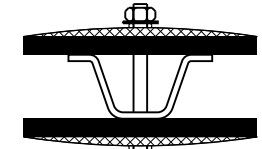
**SPACING FOR DELINEATORS
ON HORIZONTAL CURVES**

Radius of Curve Feet (m)	Spacing on Curve Feet (m)	Spacing in Advance and Beyond Curve Feet (m)		
		1st. Space	2nd. Space	3rd. Space
Less than 100 (30)	20 (5)	40 (10)	65 (20)	125 (40)
100 - 174 (30 - 54)	30 (10)	60 (20)	90 (25)	180 (55)
175 - 224 (55 - 69)	35 (10)	70 (20)	110 (35)	200 (60)
225 - 274 (70 - 84)	40 (10)	85 (25)	125 (40)	200 (60)
275 - 349 (85 - 104)	50 (15)	95 (30)	145 (45)	200 (60)
350 - 449 (105 - 134)	55 (15)	110 (35)	170 (50)	200 (60)
450 - 549 (135 - 164)	65 (20)	125 (40)	190 (60)	200 (60)
550 - 649 (165 - 199)	70 (20)	140 (45)	200 (60)	200 (60)
650 - 749 (200 - 229)	75 (25)	150 (45)	200 (60)	200 (60)
750 - 849 (230 - 259)	80 (25)	165 (50)	200 (60)	200 (60)
850 - 949 (260 - 289)	85 (25)	175 (55)	200 (60)	200 (60)
950 - 1049 (290 - 319)	90 (25)	185 (55)	200 (60)	200 (60)
1050 - 1299 (320 - 394)	100 (30)	200 (60)	200 (60)	200 (60)
1300 - 1999 (395 - 609)	125 (40)	200 (60)	200 (60)	300 (90)
2000 - 2999 (610 - 914)	150 (45)	200 (60)	200 (60)	300 (90)
3000 - 3999 (915 - 1219)	175 (55)	200 (60)	300 (90)	300 (90)
4000 or greater (1220)	400 (120)	400 (120)	400 (120)	400 (120)

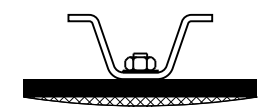


SECTIONAL VIEW

Hex head bolt with self locking nut and washer

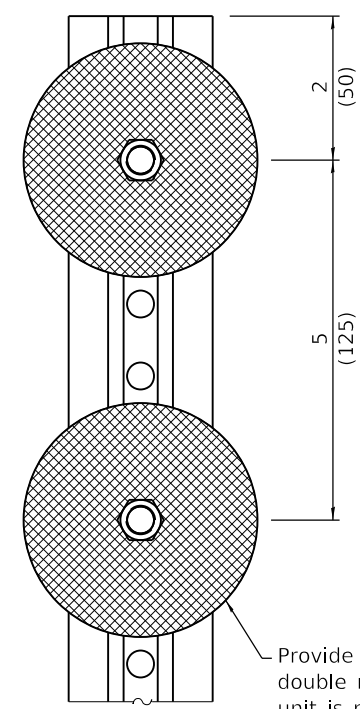


Two sided



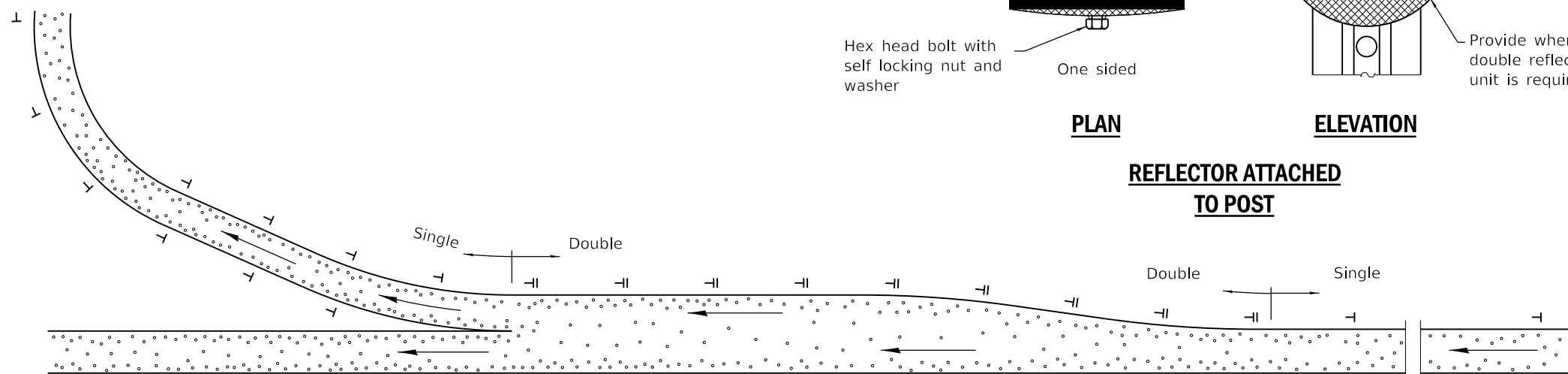
One sided

Hex head bolt with self locking nut and washer

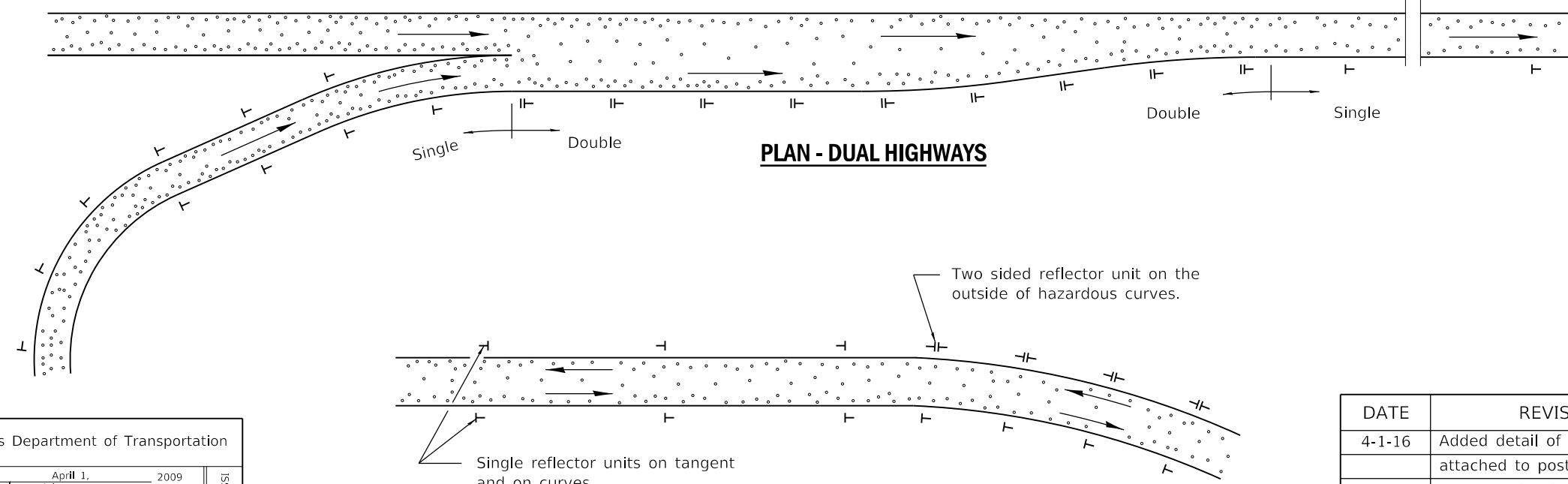


ELEVATION

REFLECTOR ATTACHED TO POST



PLAN - DUAL HIGHWAYS



PLAN - TWO-WAY ROADWAYS

GENERAL NOTES

Delineators on tangent sections of main line roadways shall be placed at 400' (120 m) spacing. Delineators on ramps and acceleration and deceleration lanes shall be placed at a maximum spacing of 100' (30 m).

Refer to Standard 720011 for details of metal post.

Double reflector units shall be used on the outside of all acceleration and deceleration lanes. Single reflector units shall be used on ramps. Delineators shall be used on outside of all curved sections of ramps.

All dimensions are in inches (millimeters) unless otherwise shown.

DATE	REVISIONS
4-1-16	Added detail of reflector attached to post. Revised signature block.
1-1-09	Switched units to English (metric). Revised notes.

DELINEATORS

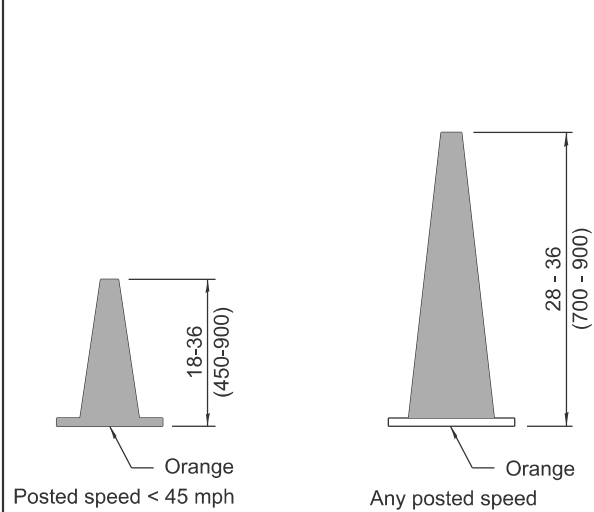
STANDARD 635001-02

Illinois Department of Transportation

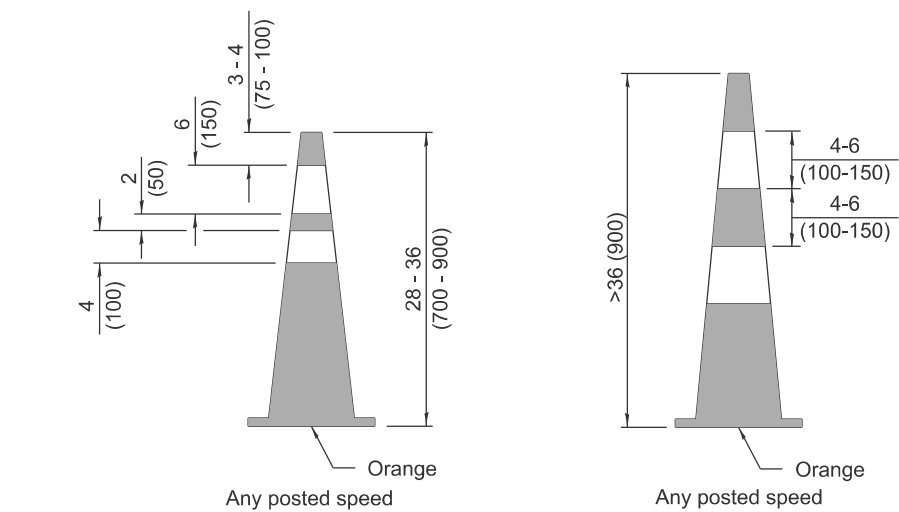
PASSED April 1, 2009
Amy Allen
 ENGINEER OF OPERATIONS

APPROVED April 1, 2009
[Signature]
 ENGINEER OF DESIGN AND ENVIRONMENT

ISSUED 1-1-97

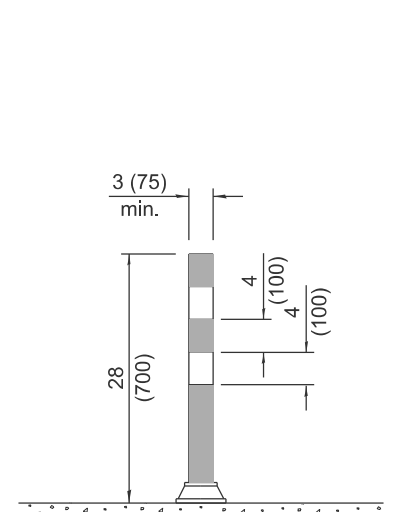


DAYTIME USE

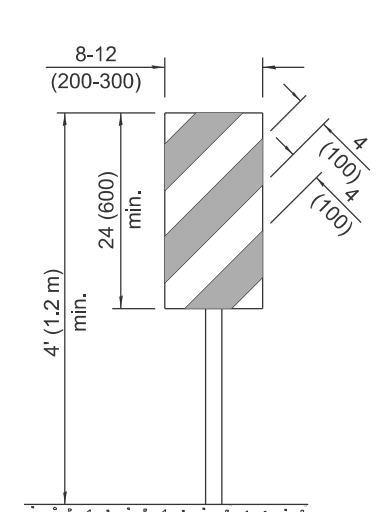


DAY OR NIGHTTIME USE

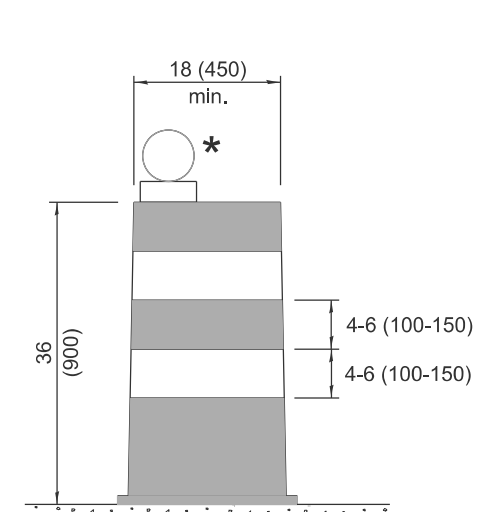
CONES



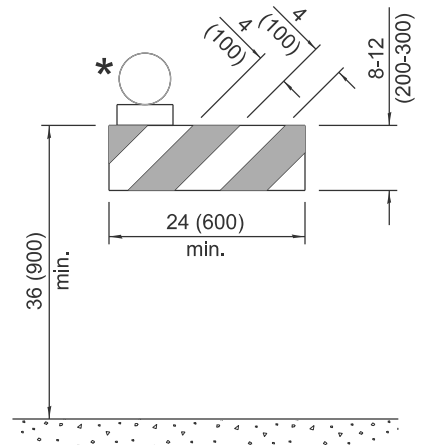
TUBULAR MARKER



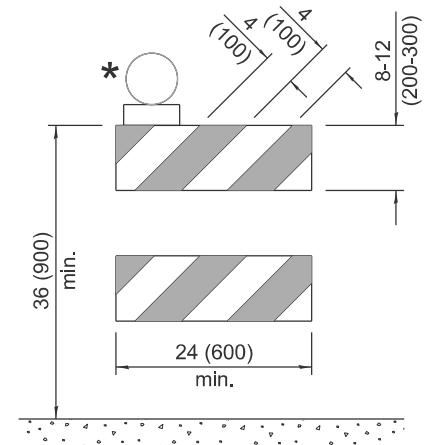
**VERTICAL PANEL
POST MOUNTED**



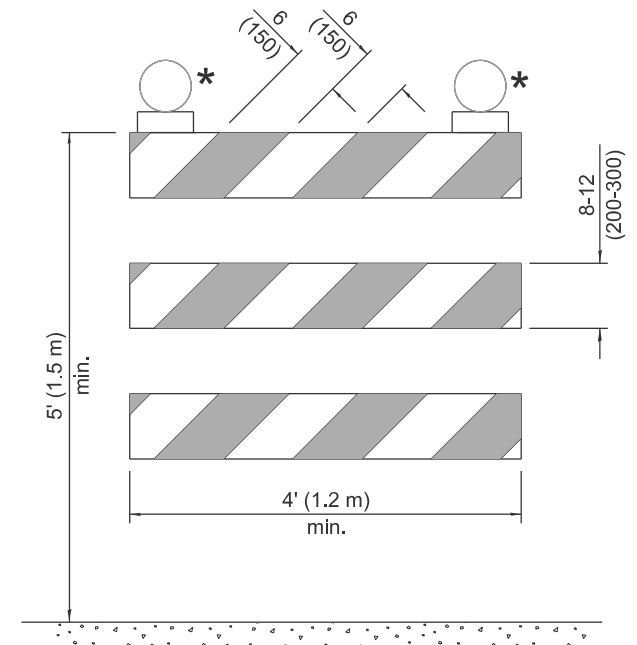
DRUM



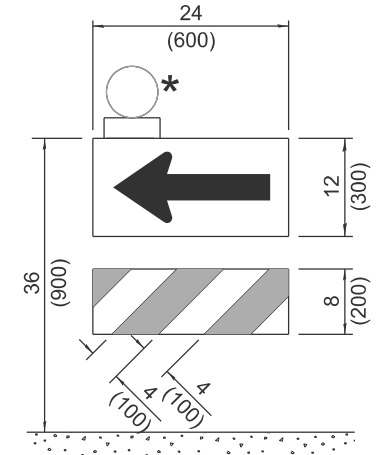
TYPE I BARRICADE



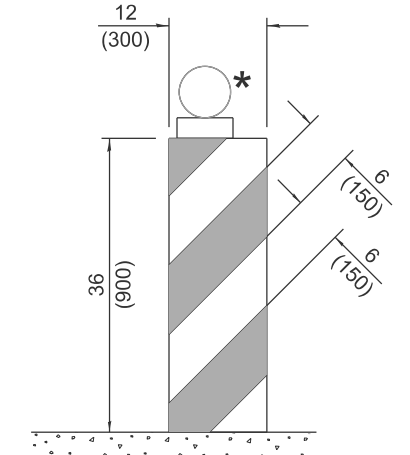
TYPE II BARRICADE



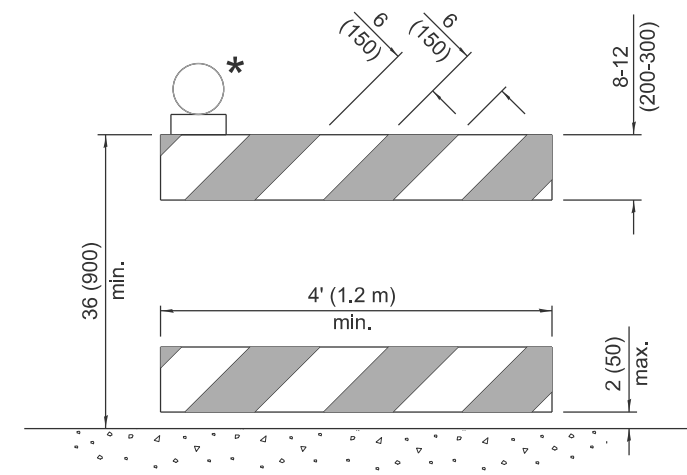
TYPE III BARRICADE



**DIRECTION INDICATOR
BARRICADE**



VERTICAL BARRICADE



**DETECTABLE PEDESTRIAN
CHANNELIZING BARRICADE**

* Warning lights (if required)

GENERAL NOTES

All heights shown shall be measured above the pavement surface.

All dimensions are in inches (millimeters) unless otherwise shown.

DATE	REVISIONS
1-1-25	Updated Temporary Rumble Strip Detail (sht. 3).
1-1-24	Revised Type III Barricade notes (sht. 3) & moved warning light on post mounted signs to top center.

**TRAFFIC CONTROL
DEVICES**

(Sheet 1 of 3)

STANDARD 701901-10

Illinois Department of Transportation

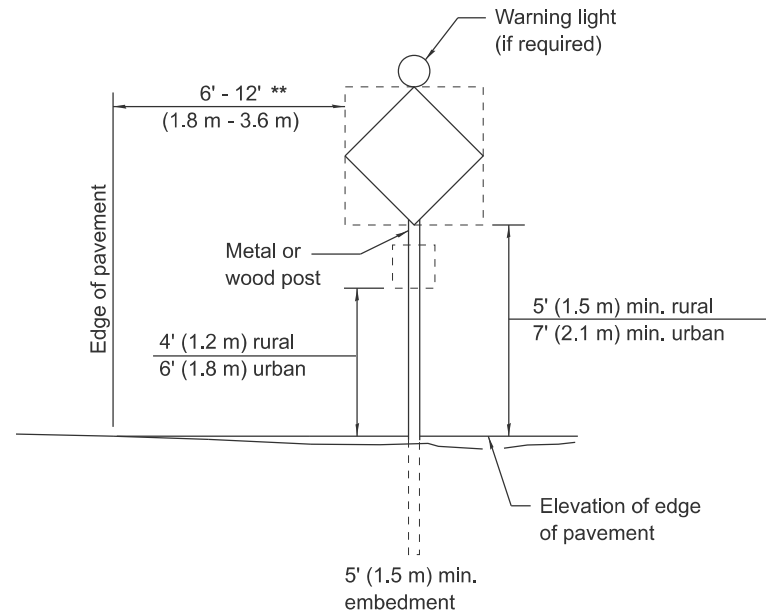
APPROVED January 1, 2025

ENGINEER OF SAFETY PROG. AND ENGINEERING

APPROVED January 1, 2025

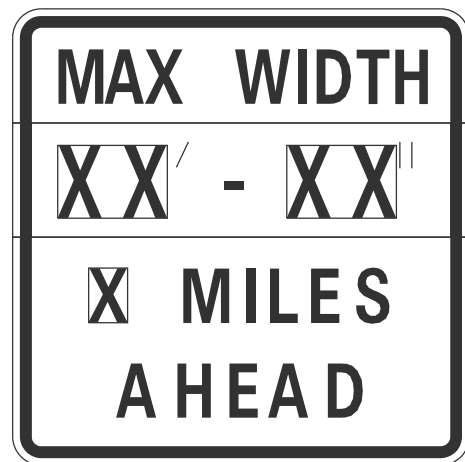
ENGINEER OF DESIGN AND ENVIRONMENT

ISSUED 1-1-13



POST MOUNTED SIGNS

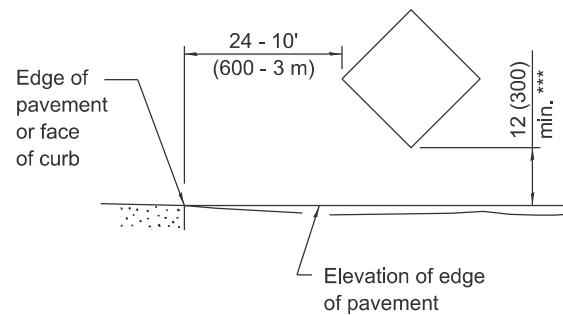
** When curb or paved shoulder are present this dimension shall be 24 (600) to the face of curb or 6' (1.8 m) to the outside edge of the paved shoulder.



W12-1103-4848

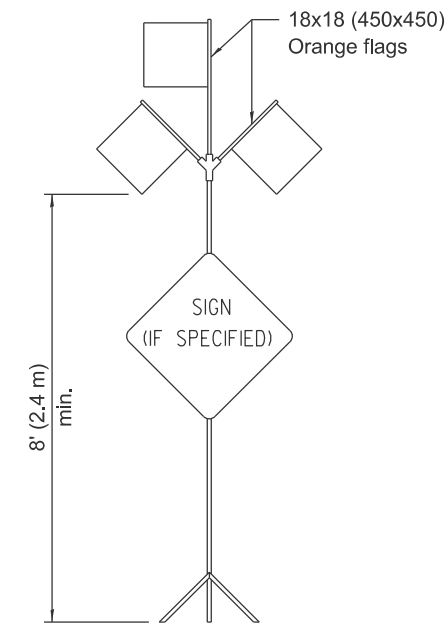
WIDTH RESTRICTION SIGN

XX'-XX" width and X miles are variable.

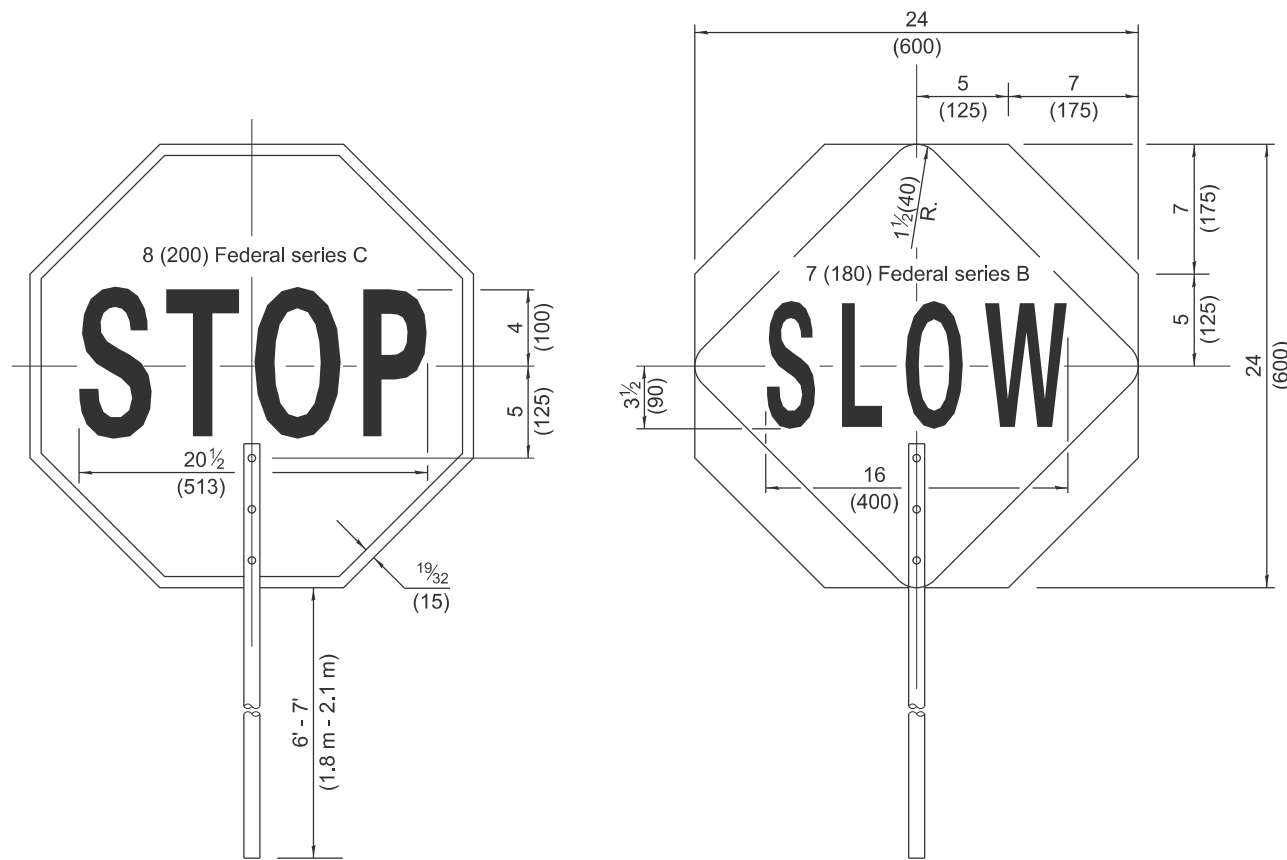


SIGNS ON TEMPORARY SUPPORTS

*** When work operations exceed four days, this dimension shall be 5' (1.5 m) min. If located behind other devices, the height shall be sufficient to be seen completely above the devices.



HIGH LEVEL WARNING DEVICE



FRONT SIDE

REVERSE SIDE

FLAGGER TRAFFIC CONTROL SIGN



G20-1104(0)-6036



G20-1105(0)-6024

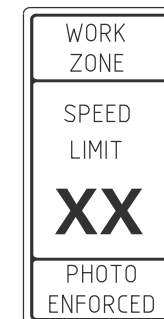
This signing is required for all projects 2 miles (3200 m) or more in length.

ROAD CONSTRUCTION NEXT X MILES sign shall be placed 500' (150 m) in advance of project limits.

END CONSTRUCTION sign shall be erected at the end of the job unless another job is within 2 miles (3200 m).

Dual sign displays shall be utilized on multi-lane highways.

WORK LIMIT SIGNING



W21-1115(0)-3618

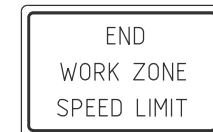
R2-1-3648

R10-1108p-3618 ****



R2-1106p-3618

Sign assembly as shown on Standards or as allowed by District Operations.



G20-1103-6036

This sign shall be used when the above sign assembly is used.

HIGHWAY CONSTRUCTION SPEED ZONE SIGNS

**** R10-1108p shall only be used along roadways under the jurisdiction of the State.

TRAFFIC CONTROL DEVICES

(Sheet 2 of 3)

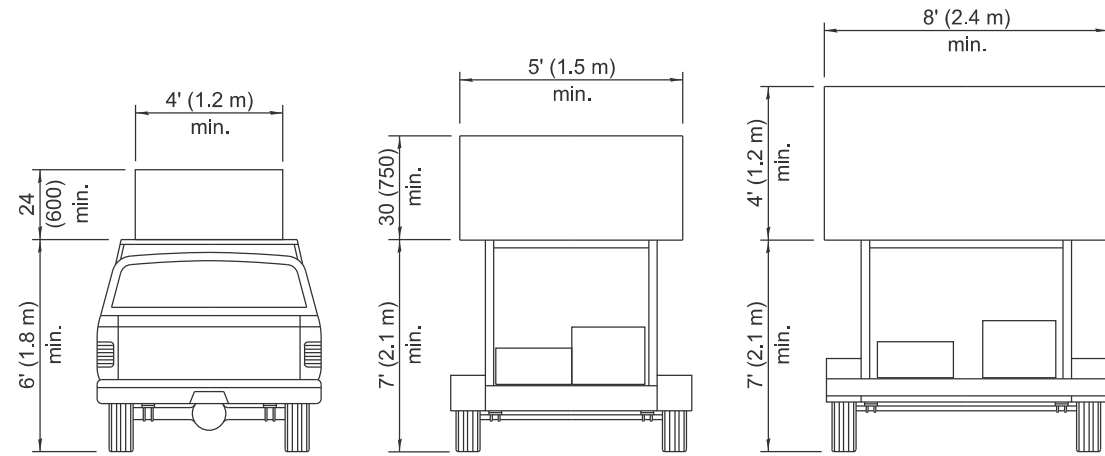
STANDARD 701901-10

Illinois Department of Transportation

APPROVED January 1, 2025
S. E. Brown
 ENGINEER OF SAFETY PROG. AND ENGINEERING

APPROVED January 1, 2025
John C. ...
 ENGINEER OF DESIGN AND ENVIRONMENT

ISSUED 1-1-13

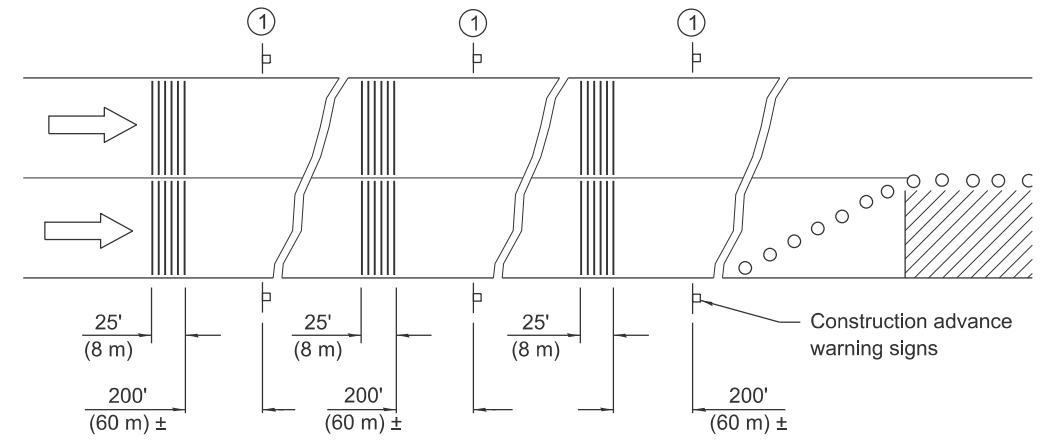


**TYPE A
ROOF
MOUNTED**

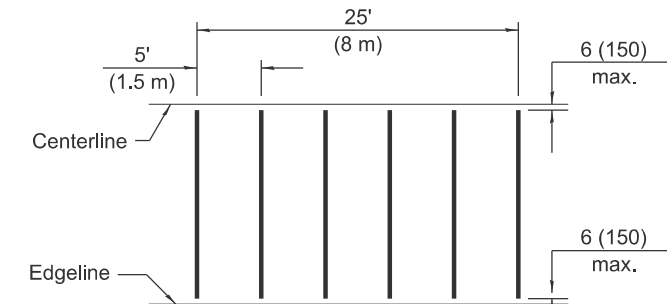
**TYPE B
ROOF OR TRAILER
MOUNTED**

**TYPE C
TRAILER
MOUNTED**

ARROW BOARDS

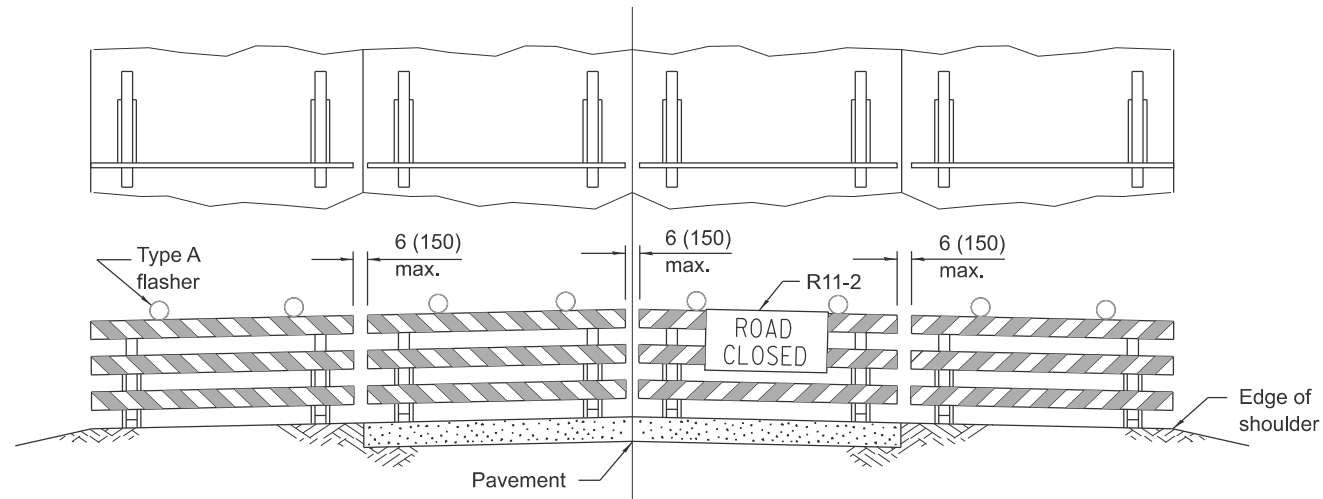


① This sign shall be omitted when median width is less than 10' (3 m).



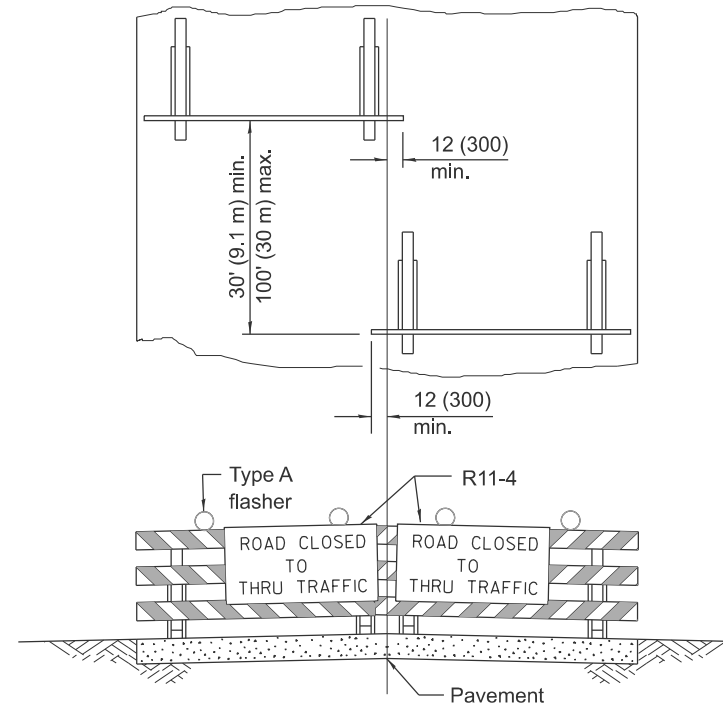
TYPICAL INSTALLATION

TEMPORARY RUMBLE STRIPS



ROAD CLOSED TO ALL TRAFFIC

Reflectorized striping may be omitted on the back side of the barricades.



ROAD CLOSED TO THRU TRAFFIC

Reflectorized striping shall appear on both sides of the barricades.

**TYPICAL APPLICATIONS OF
TYPE III BARRICADES CLOSING A ROAD**

If a Type III barricade with an attached sign panel which meets NCHRP 350 or MASH is not available, the sign may be mounted on an NCHRP 350 or MASH temporary sign support directly in front of the barricade.

Illinois Department of Transportation

APPROVED January 1, 2025

ENGINEER OF SAFETY PROG. AND ENGINEERING

APPROVED January 1, 2025

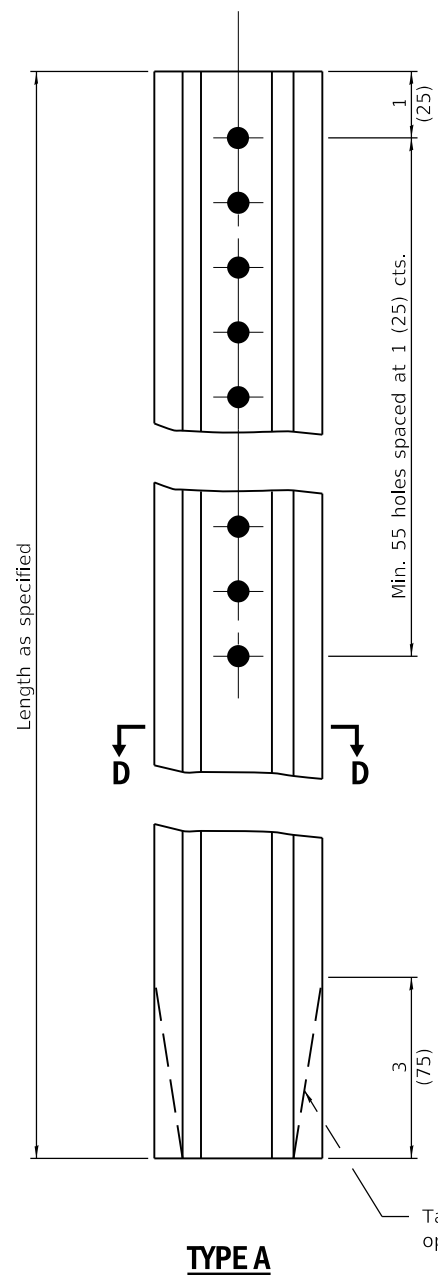
ENGINEER OF DESIGN AND ENVIRONMENT

ISSUED 1-1-13

**TRAFFIC CONTROL
DEVICES**

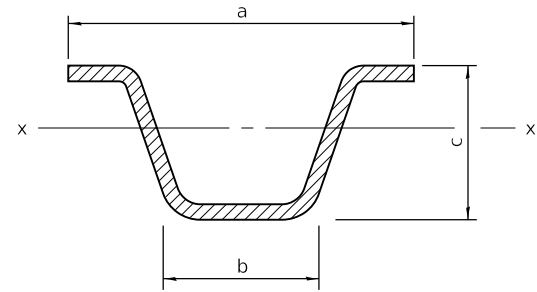
(Sheet 3 of 3)

STANDARD 701901-10

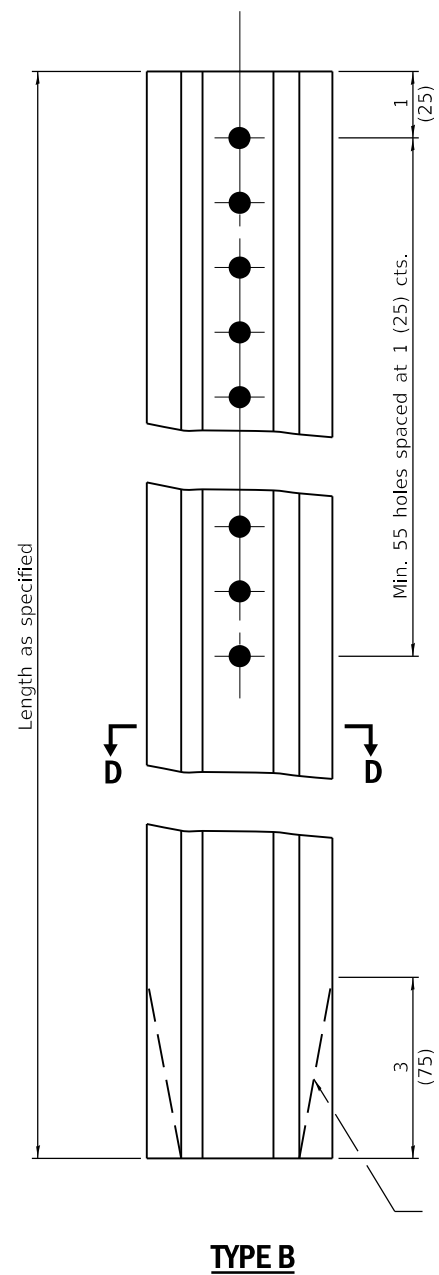


TYPE A

Taper optional

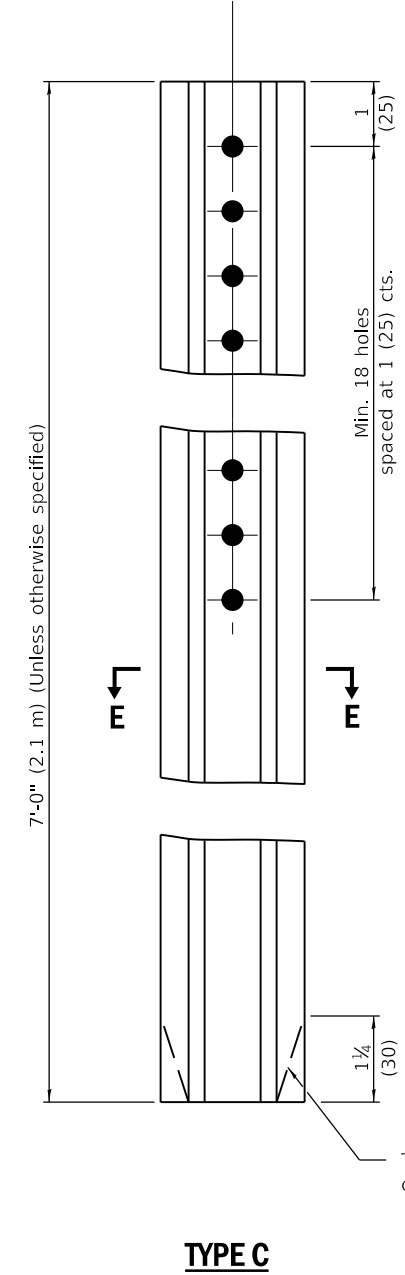


SECTION D-D



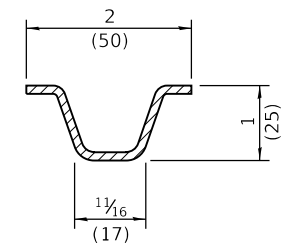
TYPE B

Taper optional



TYPE C

Taper optional



SECTION E-E

Steel - 1.12 lbs./ft. (1.67 kg/m)

		a	b	c	Sx-x in. ³ (mm ³)	lbs./ft. (kg/m)
TYPE A	Steel	3 1/16 (78)	1 1/2 (32)	1 1/16 (37)	0.223 (3,654)	2.00 (2.98)
	Aluminum	3 1/2 (89)	1 1/2 (41)	1 1/2 (48)	0.435 (7,128)	0.90 (1.34)
TYPE B	Steel	3 3/16 (81)	1 1/2 (32)	1 1/2 (38)	0.341 (5,588)	3.00 (4.46)
	Aluminum	4 1/8 (118)	2 1/2 (57)	2 1/2 (60)	0.888 (14,552)	1.30 (1.93)

GENERAL NOTES

Dimensions shown for cross sections are minimum.

All holes are 3/8 (10).

Sx-x is the minimum section modulus about the x-x axis of the post as shown. For posts in which holes are punched or drilled for more than half their length, Sx-x shall be computed for the net section.

All dimensions are in inches (millimeters) unless otherwise shown.

DATE	REVISIONS
1-1-09	Switched units to English (metric).
1-1-97	Renum. Standard 2350-4.

**METAL POSTS FOR SIGNS,
MARKERS & DELINEATORS**

STANDARD 720011-01

Illinois Department of Transportation

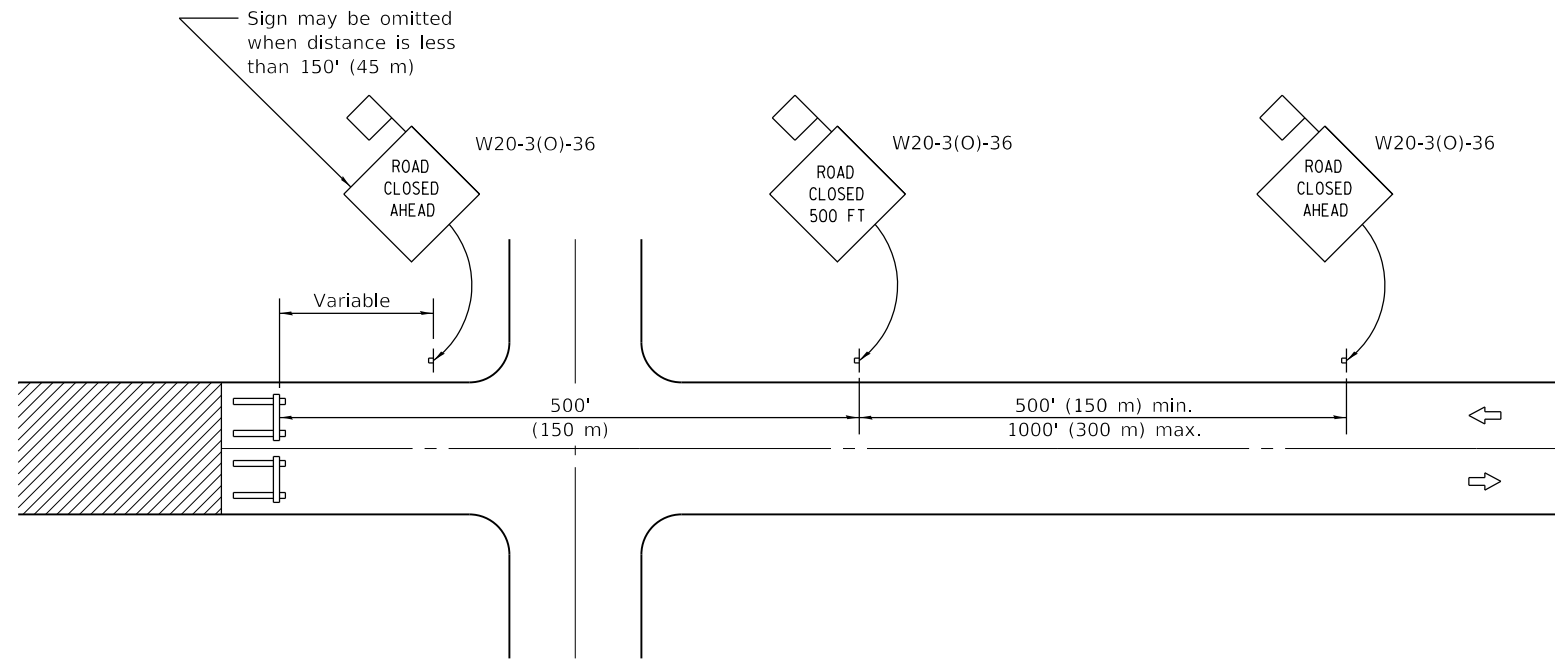
PASSED January 1, 2009

ENGINEER OF POLICY AND PROCEDURES

APPROVED January 1, 2009

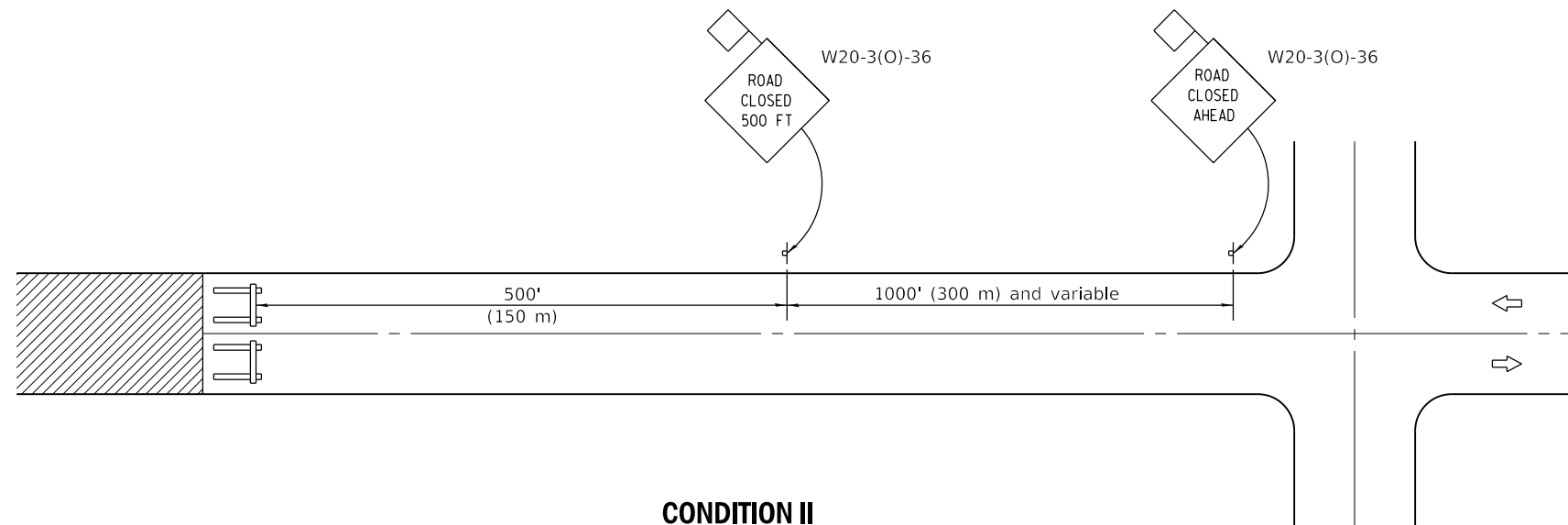
ENGINEER OF DESIGN AND ENVIRONMENT

ISSUED 1-1-97



CONDITION I

When distance from closure to crossroad is less than 1500' (450 m)



CONDITION II

When distance from closure to crossroad is greater than 1500' (450 m)

SYMBOLS



Work area



Type III Barricade



Sign with 18x18 (450x450) min. orange flag attached

GENERAL NOTES

Type III Barricades and R11-2-4830 signs shall be positioned as shown in "Road Closed To All Traffic" detail on Highway Standard 701901.

Two Type A Low Intensity Flashing Lights shall be used on each approach in advance of the work area during hours of darkness. One light shall be installed above the barricades and the other above the first advance warning sign.

All warning signs shall have minimum dimensions of 36 x 36 (900 x 900) and have a black legend on an orange reflectorized background.

When fluorescent signs are used, orange flags are not required.

Longitudinal dimensions may be adjusted to fit field conditions.

When the distance between the barricade and the intersection is between 1500' (450 m) and 2000' (600 m), the advance sign shall be placed at the intersection. When the distance between the barricade and the intersection is over 2000' (600 m), an additional sign shall be placed at the intersection. The additional sign shall give the distance to the barricade in miles or fractions of a mile.

All dimensions are in inches (millimeters) unless otherwise shown.

DATE	REVISIONS
1-1-12	Omitted two notes from GENERAL NOTES.
1-1-09	Switched units to English (metric).

TYPICAL APPLICATION OF TRAFFIC CONTROL DEVICES FOR CONSTRUCTION ON RURAL LOCAL HIGHWAYS

STANDARD B.L.R. 21-9

Illinois Department of Transportation

PASSED January 1, 2012
Danell Lewis
 ENGINEER OF LOCAL ROADS AND STREETS

APPROVED January 1, 2012
Scott S. ...
 ENGINEER OF DESIGN AND ENVIRONMENT

ISSUED 1-1-97